



2021

WTO Technical Assistance Annual Report

Optimizing digital delivery to
navigate the pandemic

WTO
Technical Assistance
Annual Report

Optimizing digital delivery to
navigate the pandemic

2021

Contents

List of figures	6
List of infographics	7
List of tables	7
Foreword	8
Acronyms	10



Chapter 1 Unpacking results, tracking impact **23**

Results for impact	24
Learning success	26
Bolstering transparency	28
Enhanced participation	32
On-the job-training	36
Supporting accessions	40
Broadening engagement	44
Expanding audiences	50



Executive summary **11**



Acknowledging donors **19**



Chapter 2 Prioritizing inclusion **53**

Including LDCs	56
Promoting women's participation	58
Reaching every region	62
Inclusion through language diversity	64



Chapter 3 An evolving curriculum and participation **65**

Participation levels	66
Responding to demand	68
Progressive learning in action	70
Fit-for-purpose content	72
Virtual and interactive – the new normal	73
WTO partnerships in action	80



Annexes **88**

Annex 1. Main results measured in 2021	88
Annex 2. Activity matrix	100



Chapter 4 Evolution of management and resources **81**

A framework for results	82
Result-based management	83
TA expenditure	84

List of figures

Figure 1.	Donor overview (2017-2021)	22	Figure 21.	WTO TA outreach activities (2017-2021)	50
Figure 2.	Success rate (2017-2021)	25	Figure 22.	LDCs share of participants (2017-2021)	56
Figure 3.	Achievement of TA Objectives	25	Figure 23.	e-RTPC trainers in 2021	57
Figure 4.	Objectives of TA activities in 2021	25	Figure 24.	Gender mix in TA participation (2017-2021)	59
Figure 5.	RTPC results (2017-2021)	26	Figure 25.	Female participation in TA trainings by region in 2021	59
Figure 6.	e-Learning Results (2017-2021)	27	Figure 26.	Participants by region and type of training (2020-2021)	63
Figure 7.	TA Beneficiaries' pending notifications (2017-2021)	28	Figure 27.	Number of TA trainings by type and language in 2021	64
Figure 8.	Submission of new TBT notifications by development status (2012-2021)	29	Figure 28.	Participation by type of training in 2021	66
Figure 9.	Share of new notification submissions by Region (2017-2021)	29	Figure 29.	Participants by year and type of training (2017-2021)	67
Figure 10.	Reduction in agricultural notifications backlog (2017-2021)	30	Figure 30.	Requests for national activities (2012-2021)	68
Figure 11.	TBT notifications by mode of submission (2017-2021)	31	Figure 31.	Evolution of participants mix by PLS level (2017-2021)	70
Figure 12.	Number of 'substantive' documents submitted by beneficiaries by development status (2017-2021)	32	Figure 32.	Pathway choice (2019-2021)	71
Figure 13.	New STCs raised in the TBT Committee by development status (1995-2021)	33	Figure 33.	Number of participants in Advanced activities (2012-2021)	71
Figure 14.	New issues according to the development status of the Member raising the STC in the SPS Committee (1995-2021)	34	Figure 34.	e-Learning courses compliance with SCORM (2017-2021)	72
Figure 15.	Number of key accession documents submitted (2018-2021)	41	Figure 35.	Number of trainings by mode of delivery in 2021	73
Figure 16.	Accession meetings by type (2018-2021)	41	Figure 36.	Participants' rating of lobby sessions in 2021	77
Figure 17.	Observers' participation in TA by accession progress status in 2021	41	Figure 37.	Number of partners and number of joint activities (2017-2021)	80
Figure 18.	Total WCP research output (2017-2021)	44	Figure 38.	Partners' contribution to courses by type of contribution in 2021	80
Figure 19.	WCP Phase II Chairs outreach activities (2017-2021)	45	Figure 39.	WTO TA expenses (2012-2021)	84
Figure 20.	WCP Phase II Chairs research output (2020-2021)	45	Figure 40.	Unearmarked funds (2012-2021)	84
			Figure 41.	TA expenditure by Key Result in 2021	85
			Figure 42.	Activity expenses by region in 2021	86

List of infographics

Infographic 1.	2021 results at a glance	14
Infographic 2.	Visual map of TA Activities	18
Infographic 3.	Key results	24
Infographic 4.	World map with Observers by WTO accession status	42
Infographic 5.	World map with WCP Chairs and a selection of 2021 highlights	48
Infographic 6.	Training Material Requests	51
Infographic 7.	Most-Viewed pages in the WTO Website	52
Infographic 8.	WTO TA work on trade and gender	58
Infographic 9.	National and regional training activities by 'host' country	62
Infographic 10.	Participation highlights	67
Infographic 11.	Beneficiaries' Top TA Priorities for 2022-2023	69
Infographic 12.	WTO TA Progressive Learning Strategy	70
Infographic 13.	Types of activities by mode of delivery	75
Infographic 14.	WTO TA Framework for impact	82

List of tables

Annex 1.	Annex 1. Main Results Measured in 2021	88
	Impact	88
	Key Result 1	90
	Key Result 2	96
	Key Result 3	96
	Key Result 4	98
Annex 2.	Activity Matrix	100
	Key Result 1 – Government officials are implementing WTO Agreements and fully realising Members' rights and obligations (thousands CHF)	100
	Key Result 2 – Acceding governments are participating in accession negotiations (thousands CHF)	102
	Key Result 3 – Academic institutions and other stakeholders are analysing WTO issues and reaching out to policy makers (thousands CHF)	102
	Key Result 4 – Non-governmental stakeholders are aware of and knowledgeable about WTO work and issues (thousands CHF)	102
	Other costs – Programme staff and Monitoring & Evaluation (thousands CHF)	104

Foreword

Helping level the playing field in a time of mounting global challenges



“

Reducing poverty and raising living standards remains the very *raison d'être* of the WTO.

The past two years have been difficult for all of us. The restrictions implemented by governments to fend off the COVID-19 pandemic have had a significant impact on our lives, on the ways we work, travel, or communicate with each other and, in particular, on international trade and the global economy. Just as our bruised economies were starting to bounce back, the conflict in Europe is now paving the way for a food security crisis.

All these challenges have disproportionately affected the most vulnerable countries in the world. Millions of individuals who were slowly emerging out of poverty are abruptly being plunged back into it – and reducing poverty and raising living standards remains the very *raison d'être* of the WTO. In this context of mounting world challenges, the technical assistance provided by the organization to its less endowed Members to level the playing field in the trade arena and help them defend their trade interests is more relevant than ever.

“

Technical assistance to less endowed Members is more relevant than ever in a rapidly changing economic context.

When looking back at the WTO achievements in that domain during 2021 – which are presented in this report – I am extremely proud of the results. Like most of us, the WTO was caught off-guard by the pandemic in 2020, but this report shows the swift reaction of the Secretariat: in 2021, technical assistance operations were transformed and adapted to the new environment, while its staff acquired new skills and competences. All in all, we were able to continue providing support to Members and Observers despite the new circumstances.

Consequently, year 2021 was a period of consolidation: innovations and experiences tested in a rush in 2020 became the norm. As featured in this report, the Secretariat has shown remarkable agility during these turbulent and intense months. The WTO has proved its flexibility to adapt and remain relevant in a fast-changing world.

As part of the numerous improvements registered during the year, I am particularly pleased to see that the participation of Least-Developed Countries (LDCs) and women in WTO TA activities bounced back in 2021, as these two groups were amongst those most impacted by the pandemic.

On the downside, we saw the so-called 'digital fatigue' creeping in during the year, as many TA participants had difficulties to combine the demands of their regular work with the intellectual availability that learning requires to produce results. This suggests that a return to face-to-face TA activities should be encouraged as soon as the sanitary conditions make it possible.

As the 12th Ministerial Conference approaches, the availability of quality assistance constitutes a critical factor to help Members feel confident enough to reach a consensus on the many challenging issues that currently fill the WTO agenda.

Xiangchen Zhang
Deputy Director-General, World Trade Organization

Acronyms

AIP	Accession Internship Programme
CEECAC	Central and Eastern European, Central Asian and Caucasus
CHF	Swiss francs
FIMIP	French & Irish Missions Internship Programme
GPA	Government Procurement Agreement
GTF	Global Trust Fund
ITTC	Institute for Training and Technical Cooperation
LDC	Least-developed country
MCHF	Million Swiss francs
MSME	Micro-small and medium-sized enterprises
NGO	Non-governmental organization
NTP	Netherlands Trainee Programme
PLS	Progressive Learning Strategy
RBM	Result-Based Management
RCI	Regional Coordinator Internship Programme
RTPC	Regional Trade Policy Course
SCORM	Sharable Content Object Reference Model
SJR	SCImago Journal Rank
SME	Small and Medium-sized Enterprise
SNIP	Source Normalised Impact per Paper
SPS	Sanitary and Phytosanitary
STC	Specific Trade Concerns
TA	Technical Assistance
TAMS	Technical Assistance Management System
TBT	Technical Barriers to Trade
TPR	Trade Policy Review
TRIPS	Trade-Related Aspects of Intellectual Property Rights
UNCTAD	United Nations Conference on Trade and Development
UNECA	United Nations Economic Commission for Africa
UNSD	United Nations Statistics Division
USD	United States Dollar
WCP	WTO Chairs Programme
WHO	World Health Organization
WIPO	World Intellectual Property Organization
WTO	World Trade Organization
YPP	Young Professionals Programme

Executive summary



- In 2021, WTO TA was able to keep overall results stable by adapting to the pandemic-related restrictions that hindered participation
- After two years of dealing with limitations, innovative efforts have made TA more flexible
- Although virtual TA delivery has brought considerable advantages, in-person delivery is still valuable and necessary

Executive summary

In 2021, the COVID-19 pandemic continued to be the main constraint for the WTO Technical Assistance (TA). Despite efforts to resume travelling and face-to-face activities, no window of opportunity could be opened. Even the 12th WTO Ministerial Conference had to be postponed at the last minute.

In 2020, the Secretariat could only react to the restrictions resulting from the pandemic. As restrictions persisted in 2021, the WTO had to strengthen its adaptation efforts. These were aimed at optimising the virtual delivery of TA and developing new content to continue providing valuable support to TA beneficiaries.

Stable results, lower participation

Overall, the TA success rate (66%), as measured under the Result-Based Management (RBM) approach approved by Members, was stable when compared to 2020. More than half of the targets were met, while 14% were partially met, and a quarter were not met.

However, this stability of results was overshadowed by the almost total absence of face-to-face activities and a drop in participation. The total number of learners fell by 23% compared to the previous year. Moreover, requests for national activities – which are the best tool to tailor training to the needs of a beneficiary at a given moment – dropped to a historic low.

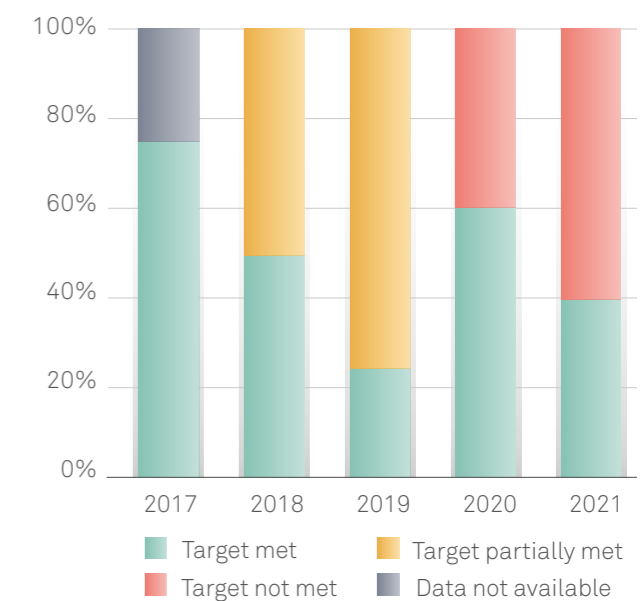
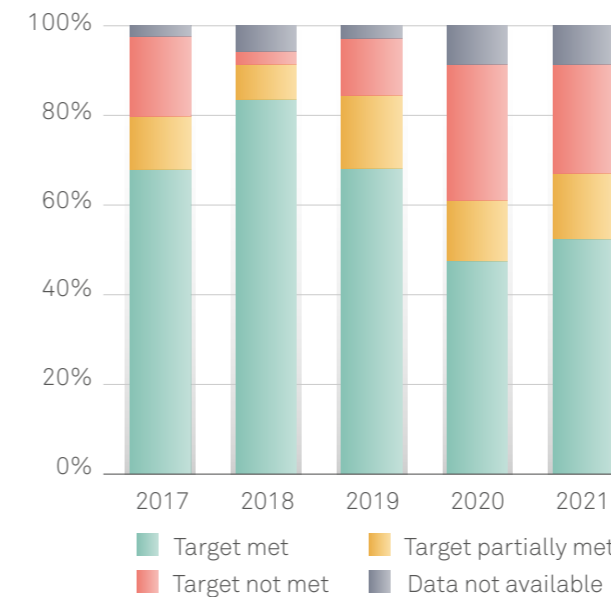
A few face-to-face exceptions aside, TA participation was split almost equally between virtual activities and e-Learning courses (those that learners follow at their own pace via Internet since before the pandemic). Virtual delivery of courses (launched the previous year) continued to be the norm through renewed efforts to

replicate the in-person training experience in a digital space. Learning results of, for example, the Regional Trade Policy Courses, improved when compared to 2020, suggesting a somewhat successful adaptation of content to the new mode of delivery. Participation in Advanced activities rebounded in 2021 following the resumption of such activities through virtual means. However, the total participation in virtual activities declined considerably during the year, although some reporting adjustments may have exaggerated this drop.

In any case, the so-called 'digital fatigue', the increased global competition for e-learners' time, and the added difficulties of remote working are possible contributors to this drop in participants. The virtual mode has undeniable advantages, such as greater flexibility, reduced costs, and the possibility of reaching more users at once. But it also has downsides, including less interaction between participants and between participants and trainers, despite efforts to foster it.

All the above factors may also have affected the number of participants in online or e-Learning courses, which registered a higher dropout rate in 2021 (+40%). Nevertheless, the number of participants in e-Learning courses remained stable. This way of learning was also adapted to the new situation, for example by producing micro-courses tailored for mobile devices, offering live sessions to help resolve e-learners' doubts, or by ensuring a higher compliance of the e-Learning portfolio of online courses with the SCORM standard (80%).

The learning-by-doing offer (comprising internships and the young professionals programme) did take place despite travel restrictions, and 56 participants joined the Secretariat or the Permanent Missions in Geneva to enhance their knowledge while working on trade-related matters. Ninety-four percent of them met the performance expectations, with one third of them exceeding those targets.



Continued support for Members and Observers

TA mainly targets developing and LDC Members' and Observers' government officials, and its effectiveness and impact go beyond active participation in trainings. Results are also measured by the evolution of beneficiaries' activity within the WTO.

In this respect, beneficiary Members reduced their number of outstanding notifications in 2021, while the use of online platforms to complete these procedures increased. The number of 'substantive' documents issued by these Members – a proxy indicator of their involvement in the work of the WTO bodies – also increased by 20% when compared to the previous year.

Another proxy is the ability of these Members to raise new Specific Trade Concerns (STCs). This has steadily increased in recent years. They raised the majority of the new STCs on Technical Barriers to Trade (TBT) over the last decade (80% of them in 2021). Similarly, developing Members have also raised the majority of new SPS STCs in the last 14 years, submitting 85% of them in 2021.

Accompanying new accessions

Supporting the accession of new Members to the WTO is another TA objective. Several LDC Observers witnessed progress in their accession processes in 2021: the Comoros and Timor-Leste held formal Working Party meetings, while Sudan held an informal meeting which led to a formal one later in the year. Six accession documents were prepared or revised (50% more than in 2020).

Regarding plurilateral agreements, the circulation of Government Procurement Agreement (GPA) accession-related documents more than doubled in comparison to 2020. Nevertheless, it still showed a significant fall from the 2016-18 average.

Infographic 1. 2021 results at a glance

RESULTS

In a challenging year, TA overall **success rate was stable** compared to 2020



TA was delivered essentially **half virtually, half through online self-paced courses**

On-the-job trainings were almost the only programmes delivered face-to-face; they were **practically unaffected by the pandemic** and results remained positive

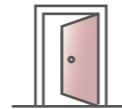


Outreach activities (which had disappeared due to the pandemic) were **progressively organised again** in 2021



More than three years after the end of the **WTO Chairs Programme's grants**: the Chairs' **research production remained high**, its quality increased, and results in terms of curriculum development and outreach also proved sustainable over time

Uneven engagement of Observers in their **WTO accession process** led to **mixed results** for TA in this domain



Overall **participation in TA activities fell by 23%**



TA contributed to **increased transparency** in the WTO and to **increasing the participation** of Members in the WTO bodies




Digital fatigue was registered amongst TA publics

- Legend:
- ↑ Improvement
 - ≈ Stability
 - ↓ Setback

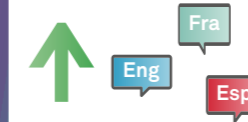
INCLUSION

LDCs participation bounced back slowly after the pandemic; LDC beneficiaries are overcoming connection issues and the digital gap



The **gender mix** amongst participants was **more balanced** in 2021; women's participation also began recovering from the pandemic shock, which affected them disproportionately

Language diversity in WTO TA delivery was **more balanced** than in the past



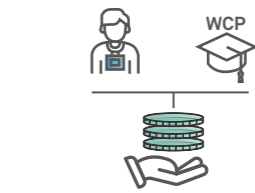
The **geographical spread** of the WTO TA **remained at its 2020 level**: lower than prior to the pandemic, although still fair

CURRICULUM

Pedagogical innovations were developed to improve participants' virtual experience through a higher level of interactivity

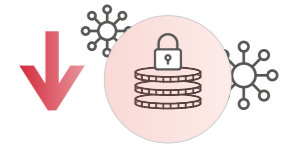


The beneficiaries' TA needs remained almost unchanged compared to the previous TA Plan (pre-pandemic)



2021 saw greater inclination of **donors to earmark their voluntary contributions**, making TA increasingly donor driven; 20% of the donors redirected their voluntary contributions towards the WCP


Several donors **held back their voluntary contributions** since TA spending did not resume in 2021; voluntary contributions reached their lowest level in 20 years



TA expenses were further reduced, as the variable costs associated with virtual activities and e-Learning are very low.

MANAGEMENT

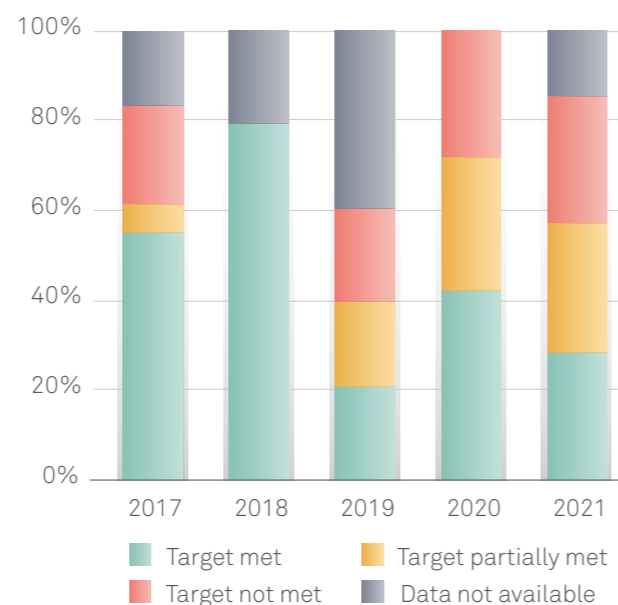
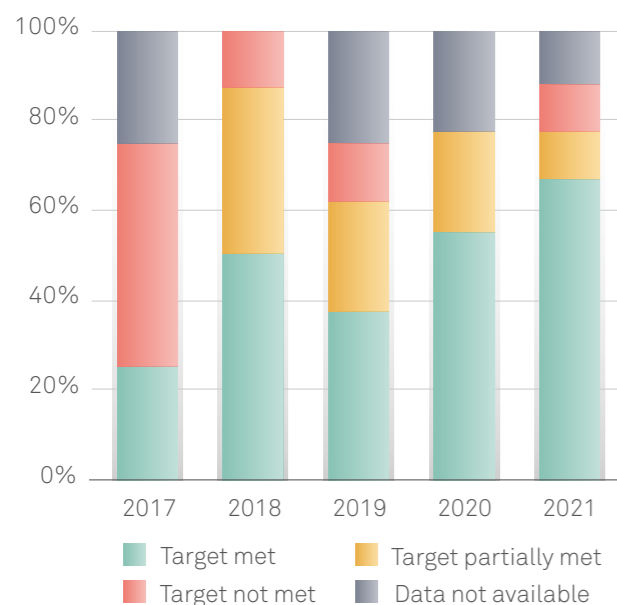
The number of **e-Learning courses on offer increased by 23%**, stimulated by the release of short and micro courses, which are easier to complete and digest



Requests for national activities received from beneficiaries **almost vanished** in 2021

Participation in **advanced activities bounced back** in 2021 following the resumption of such activities through virtual means





A new cycle of the Chairs programme

Partnering with local universities and researchers is an effective way of expanding knowledge about trade and WTO-related issues in developing Members and Observers. The WTO Chairs Programme (WCP) has been supporting influential academics and their teams since 2010 to foster research, adaptation of university curricula and dissemination of results among policy makers.

While the WCP completed its second cycle (Phase II) in early 2019, its established network of 19 Chairs continued to produce results and benefit from its direct access to the Secretariat. Overall research output hit its second highest level in 2021, while outreach activities from Phase II Chairs marked an all-time record. Furthermore, 17 new Chairs were selected to take part in Phase III of the programme.

Resuming outreach to non-traditional actors

WTO TA also aims at targeting other stakeholders (such as legislators, the media or civil society) through outreach activities and courses. Activities for journalists were resumed in 2021, contributing to lifting the number of outreach activities to a 5-year record. However, demand for materials by the academia or private actors was 23% lower than in 2020.

The WTO went on to strengthen its use of social media and other platforms to spread information on trade issues across diverse audiences. Its number of social media followers increased by 19% when compared to the previous year, while the number of views of TA webpages and news items was somehow lower than in 2020.

Fostering inclusion

Efforts to make TA accessible to LDCs and inclusive in terms of gender, geography, and language continued in 2021.

Participants coming from LDCs accounted for over a quarter of all learners, coming from 42 different WTO Members and Observers, mainly from Africa. Specifically, the number of interns coming from LDCs reached a 6-year record. WTO TA also continued to involve regional or local experts as facilitators to increase participants' ownership and make trainings more context-specific.

The pandemic-induced turn into virtual learning posed several logistical challenges with varying impacts on participants, sometimes related to their geographical location. Access to reliable Internet connection was one of the outstanding issues, hindering effective participation from certain beneficiaries. Therefore, in 2021 the Secretariat launched a pilot initiative to assist participants with connectivity problems.

In terms of gender equality, new modules and trainings focusing on the links between trade and gender were developed, while WCP Chairs expanded their research and activities on gender issues. Overall female participation increased compared to 2020, representing 46% of all participants. Women accounted for the majority of participants in activities with a global reach (53%).

In 2021, almost half of all TA activities – both e-Learning and virtual – were conducted in English (49%). This represents a change when compared to previous years, when English was the language of use in some 60% to 70% of TA activities. While the use of French and Spanish was limited to regional or national trainings, it accounted for 23% and 25% of the activities, respectively (an increase of almost 10 percentage points for each language).

An expected decrease in TA expenses

As in the previous year, COVID-19 restrictions inhibited the implementation of face-to-face TA activities in 2021 and consequently minimised expenditure for the year. Unlike their face-to-face equivalents, virtual TA activities do not require anyone to travel, which significantly reduces direct variable costs. TA expenses have plummeted since the beginning of the pandemic. Comparing 2021 with 2019, the last non-pandemic year, TA expenses have decreased by 62%. 2021 saw a further 20% drop relative to 2020, as some face-to-face activities had been implemented prior to the March 2020 travel restrictions.

A direct consequence of the drop in TA expenses was that the unearmarked year-end balance of the Global Trust Fund resurged above the target amount for the following year. This guarantees full implementation of the TA Plan in 2022. Another unintended consequence of low TA expenditure was the temporary suspension of voluntary contributions by certain donors: 2021 recorded the lowest level of voluntary contributions in over 20 years. However, these donors stand ready to resume their voluntary contributions as soon as the liquidity of the trust funds justifies it. The year saw a greater inclination of the remaining donors to earmark their voluntary contributions, as 20% of them redirected their contributions towards the WCP.

The WTO TA Management System, or TAMS, is the online tool that allows effective monitoring and evaluation of TA activities, and therefore adherence to the Results-Based Management approach. Thanks to TAMS, online availability of TA data has increased transparency and accountability, while making TA management more efficient. TAMS is still evolving to include new functionalities and enhance its accessibility and user experience. In 2021, the initial workplan experienced some modifications and delays as new consultants had to be hired to continue with the planned evolution.



EXECUTIVE SUMMARY

Infographic 2. Visual map of TA Activities

ONLINE COURSES (E-LEARNING):

available through the internet on a 24/7 and self-service basis; they involve essentially self-study at one's own pace and limited interaction between participants and with trainers; they are by and large a pre-defined one-size-fits-all product.



FACE-TO-FACE ACTIVITIES:

one-off learning experiences (with fixed-dates, invitations, etc.). They are generally tailor-designed for a closed group of participants, and comprise a mixture of self-study, live sessions, group work, etc. Participants and trainers are physically gathered in the same place, making live interaction easier and more frequent. All participants move roughly at the same pace through the same content.

VIRTUAL ACTIVITIES:

Replication of face-to-face activities through the internet due to pandemic-related travel restrictions. Regular interaction between the participants and with trainers is essential to tailor the activity to the needs of participants. Live webinars and other virtual sessions have replaced in-person gatherings.



ON-THE-JOB TRAINING:

Internship programmes and the Young Professionals Programme allow mid-level government officials and young professionals to 'learn-by-doing' as they work either at the Secretariat or with their countries' representations to the WTO. Internships are a very particular type of technical assistance, lasting ten months on average.

GLOBAL	e-Learning	Virtual Executive Trade Policy Course	Advanced Trade Policy Course	Internships	Technical assistance by others
		Virtual workshops	Thematic courses	Young Professionals Programme	
			Global workshops		
REGIONAL	e-Regional Trade Policy Course	e-Regional Trade Policy Course	Regional Trade Policy Course		Technical assistance by others
		Virtual workshops	Subregional Trade Policy Course		
			Regional thematic workshops		
NATIONAL	Virtual workshops	Virtual workshops	National general workshops		Technical assistance by others
			National thematic workshops		

Acknowledging donors

Almost 62% of WTO TA resources in 2021 were voluntary contributions from donor Members, while the remaining 38% came from the WTO regular budget. Donor funding is therefore essential to continue delivering top quality technical assistance to developing and LDC Members and Observers, so that they can fully benefit from their participation in WTO and the multilateral trading system.



Financing of Trade-Related Technical Assistance (TRTA)



The voluntary contributions received in 2021 shrank to a historic low, amounting to 7.5 million CHF francs – the lowest figure in this century. Finland returned as a donor with non-earmarked contributions, while Canada, China, Germany, and Norway refrained from making new contributions. However, as TA expenses also reached a new low in 2021 due to the lack of in-person trainings, the decline in voluntary contributions did not affect TA operations.



“

Non-earmarking of development funds gives organizations flexibility and makes technical assistance more efficient

Interview with Mikael Anzén, Ambassador of Sweden to the WTO



Sweden has been the biggest sponsor of the WTO's technical assistance for many years. What inspires this financial commitment?

Mikael Anzén has been representing Swedish interests in the multilateral trade system since September 2018, when he was appointed Ambassador of Sweden to the WTO. With his country being the biggest contributor to WTO Technical Assistance through non-earmarked contributions, Mr Anzén reflects on the importance of continuing to support developing Members to strengthen their participation in global trade.

Through innovation, entrepreneurship and trade, Sweden has been able to reap the benefits of global trading rules within the WTO. The Swedish government therefore remains committed to an open, fair, and sustainable multilateral trading system, with the WTO at its core, as trade remains the most important driver of global growth, employment, and development. It is also a vital instrument for poverty reduction, and Sweden firmly believes that through the TA, developing countries will increase their understanding of WTO and build their trade capacity. This will allow them to participate more effectively in global trade and thus contribute to poverty reduction.

Sweden does not earmark its voluntary contributions for specific technical assistance programmes, which is much appreciated. Could you explain the rationale behind this approach?

Non-earmarking of development aid or technical assistance is a core principle of Sweden's financial contributions to international organizations, which also applies to bilateral aid. Once a recipient passes the test of being eligible for funding, it is in the best position to decide where those funds are most needed. This way the organization gets flexibility to redirect or prioritize funds whenever needed, and therefore makes assistance more efficient.



“

Sweden firmly believes that through technical assistance, developing countries will participate more effectively in global trade.

What are Sweden's expectations when funding WTO TA?

That beneficiary countries and their delegates get a deeper understanding of the international eco-system of trade, and of how these common rules can help enter the global trading system and lift themselves out of poverty.

What is the perception in Sweden regarding the partnership with the WTO in the field of technical assistance and cooperation?

I believe that most Swedes expect their country to be at the forefront of technical assistance and to continue to build solidarity. However, public awareness of how the WTO works

and what the impact of technical assistance is could be further increased. Personally, quite often delegates come to me and tell me that it is partly thanks to a course or a programme on trade, financed by Sweden, that they are working with the WTO. That is gratifying to hear.

What are the main challenges in the field of trade-related training and cooperation, both for Sweden and for the WTO?

The number of donors involved in TA seems to be decreasing, as are the financial resources, willingness, or interest from countries in contributing to technical assistance in the WTO.

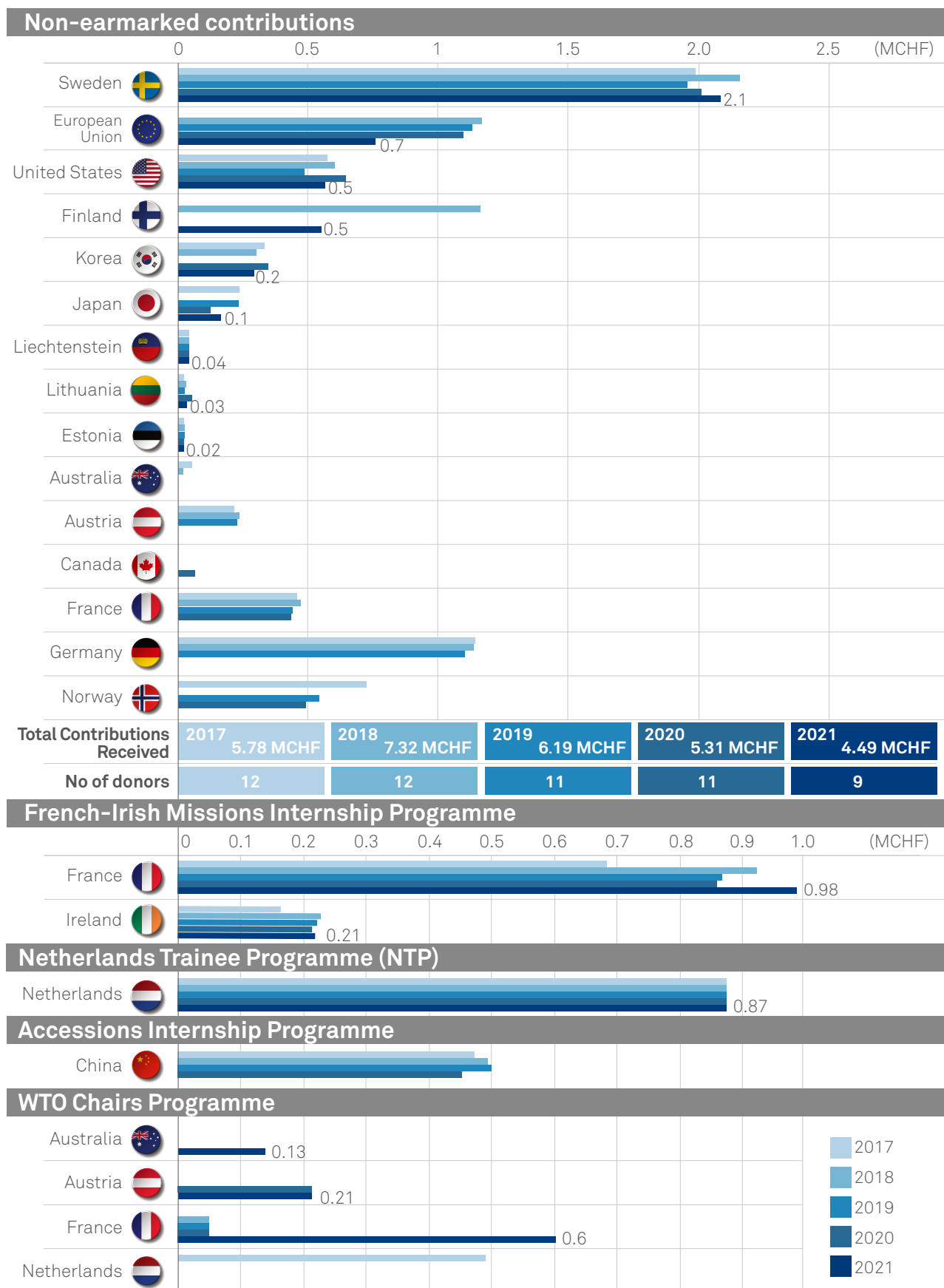
We also tend to see a greater interest from contributing countries in setting up their own programmes, instead of contributing to non-earmarked contributions. This bears the risk of increased management and administration needs, which could affect the efficiency of the TA.

Press release:
Sweden's
donation



ACKNOWLEDGING DONORS

Figure 1. Donor overview (2017-2021)



Chapter 1

Unpacking results, tracking impact



- In 2021, the impact of pandemic-related restrictions on training delivery was even harder than in the previous year
- Two out of every three targets were met in 2021 (53% fully, 14% partially) marginally improving 2020 results
- Learners' results improved in regional trade policy courses, but decreased in e-Learning activities
- 2021 registered a record number of interns and witnessed the launch of Phase III of the WTO Chairs Programme

RESULTS FOR IMPACT

What are the goals of WTO Technical Assistance?

Technical Assistance (TA) is a core function of the WTO aiming to enhance human and institutional trade capacities in beneficiary countries. All TA activities, courses and trainings are designed and delivered with the aim of producing specific and measurable results. These results must reflect the enhanced capacity of WTO Members and Observers to enforce their rights and obligations, to take full advantage of the rules-based multilateral trading system, and to deal with the challenges and opportunities emerging from it.

In 2021, TA pursued four Key Results:

1. Government officials are implementing WTO Agreements and fully realizing Members' rights and obligations.
2. Acceding governments are participating in accession negotiations.
3. Academic institutions and other stakeholders are analysing WTO issues and reaching out to policy makers.
4. Non-governmental stakeholders and legislators are aware of and knowledgeable about WTO work and issues.

Each of these key results comprise several outputs, with indicators that allow to track progress and assess whether the established targets have been met. The log frame with all results, outputs and indicators is annexed to this report in page 77.

Infographic 3. Key results



Maintaining success rates in a challenging year

If 2020 was a challenging year for WTO TA, with the COVID-19 pandemic halting international travel and thus hindering training delivery, 2021 was even more so.

Year 2021 was expected to see the return to business-as-usual in travelling and organising activities. However, the emergence of new COVID-19 variants led to a continuous deferral of in-person gatherings. Overall, pandemic-related restrictions and the subsequent well-documented digital-fatigue (due to excessive exposure to online devices) most probably impacted the energy and capacity of learners to engage in virtual and online activities.

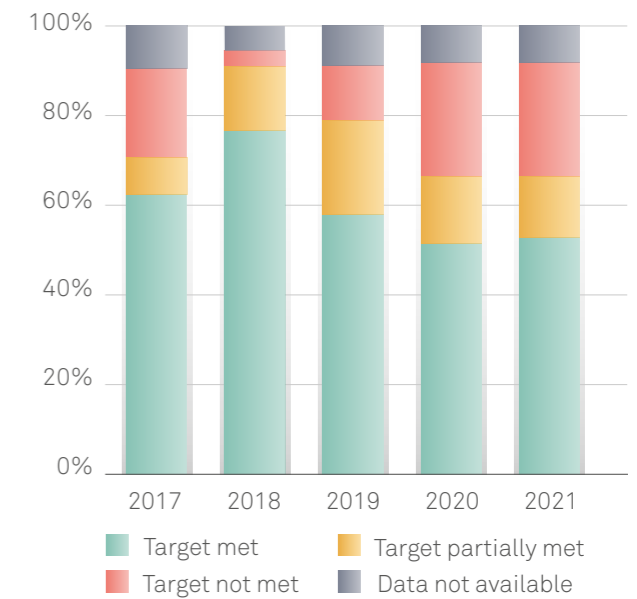
All these challenges negatively affected the number of participants in 2021, as well as the performance in several courses. Consequently, there was a negative impact on several of the outputs and targets by which WTO TA success is measured. In general, the success rate in meeting the established objectives was identical to that of the previous year, with 31 targets met and 15 not met, while eight were partially met.

An exhaustive list of targets and indicators can be found in Annex 1.

The endeavour to continue offering high quality technical support through virtual platforms had begun the previous year and was intensified in 2021. Such efforts have equipped the Secretariat with greater flexibility and adaptability, allowing WTO TA to fully tap into the advantages of remote learning.

However, this experience also demonstrated that face-to-face training contains elements of interaction, motivation and enriching connections that cannot be entirely replicated in a virtual environment.

Figure 2. Success rate (2017-2021)



WTO TA and training



Figure 3. Achievement of TA Objectives

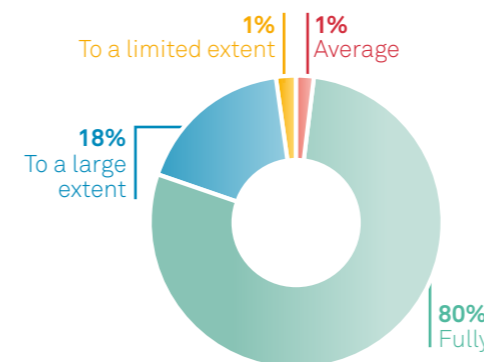
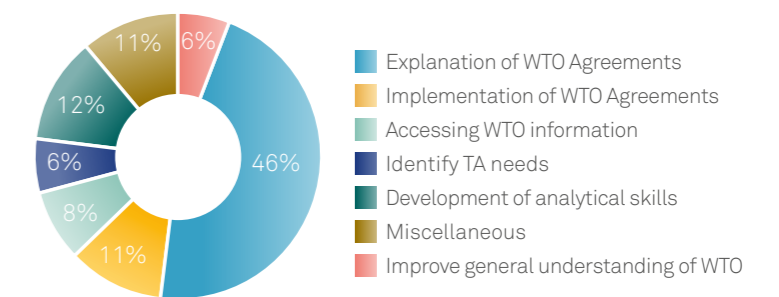


Figure 4. Objectives of TA activities in 2021



LEARNING SUCCESS

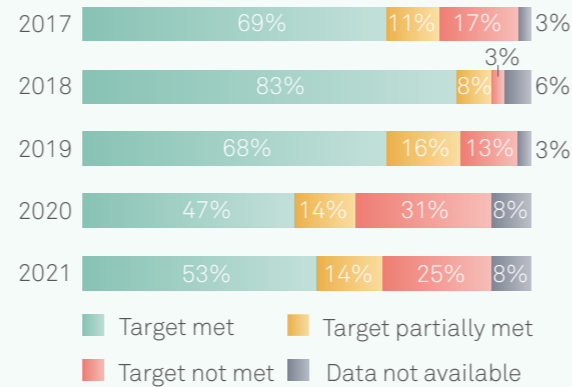
KEY RESULT 1

KEY RESULT

1



Implementation of WTO Agreements



Navigating through the effects of the pandemic

In 2021, almost all traditionally face-to-face activities were conducted virtually. Although this objectively makes participation less costly and more flexible, it had a negative impact on the number of participants who were able to complete their trainings. The fact that courses can now be followed remotely, together with a shift in government priorities, may have led to learners adding training time to their regular workload, and thus affecting their performance.

For example, the number of participants who completed Introductory and Intermediate activities in 2021 was

largely smaller than the 2016/18 average (which was the reference retained in the TA Plan to measure progress). On a positive note, however, the number of learners who completed Advanced trainings increased. An explanation of the differences between Introductory, Intermediate and Advance activities can be found in [page 70](#).

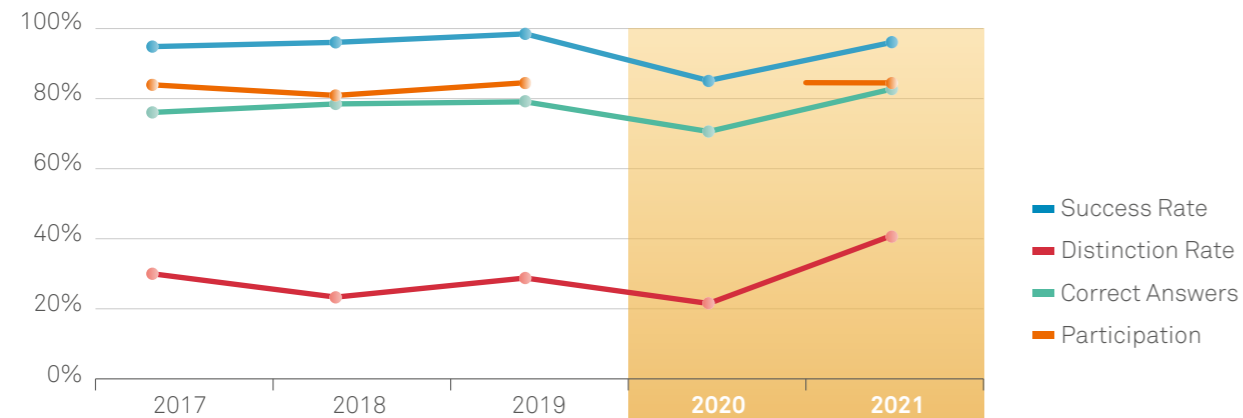
Result targets were generally met for virtual courses: In regional trade policy courses, there was an increase in success rates, distinction rates and the share of participants getting a top mark – while no Advanced trade policy courses took place in 2021.



KEY RESULT 1

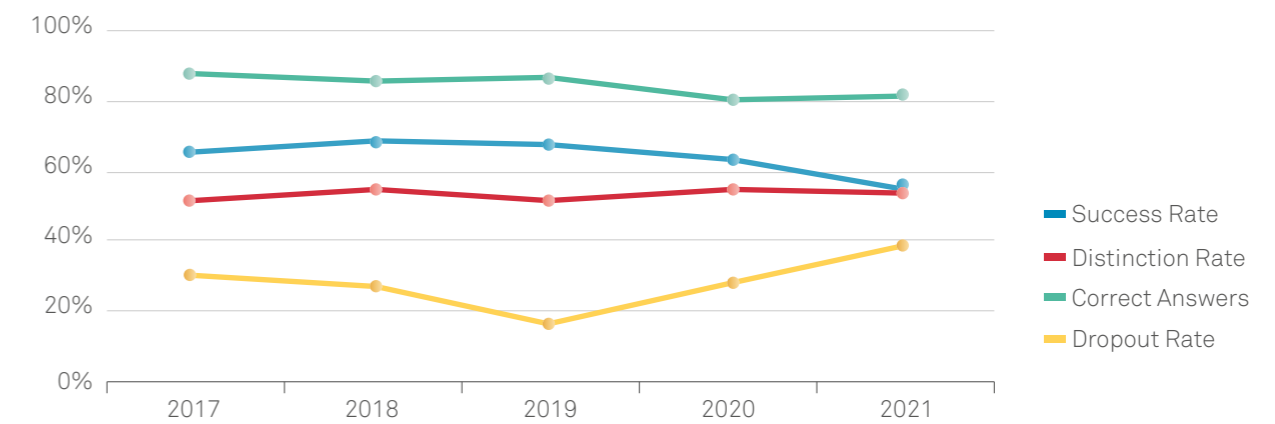
Participation in e-Learning (those self-learning courses that were already conducted online before the pandemic) remained stable. However, the drop-out rate increased, and the success rate decreased, as shown in Figure 6. Digital fatigue caused by working remotely and time constraints are possible explanations of this negative trend. However, the number of successful e-learners who obtained a distinction stayed at similar levels.

Figure 5. RTPC results (2017-2021)



Note: In 2020 and 2021, all RTPCs except for one were conducted virtually. As a result of the pandemic, participation could not be measured in 2020.

Figure 6. e-Learning Results (2017-2021)



BOLSTERING TRANSPARENCY

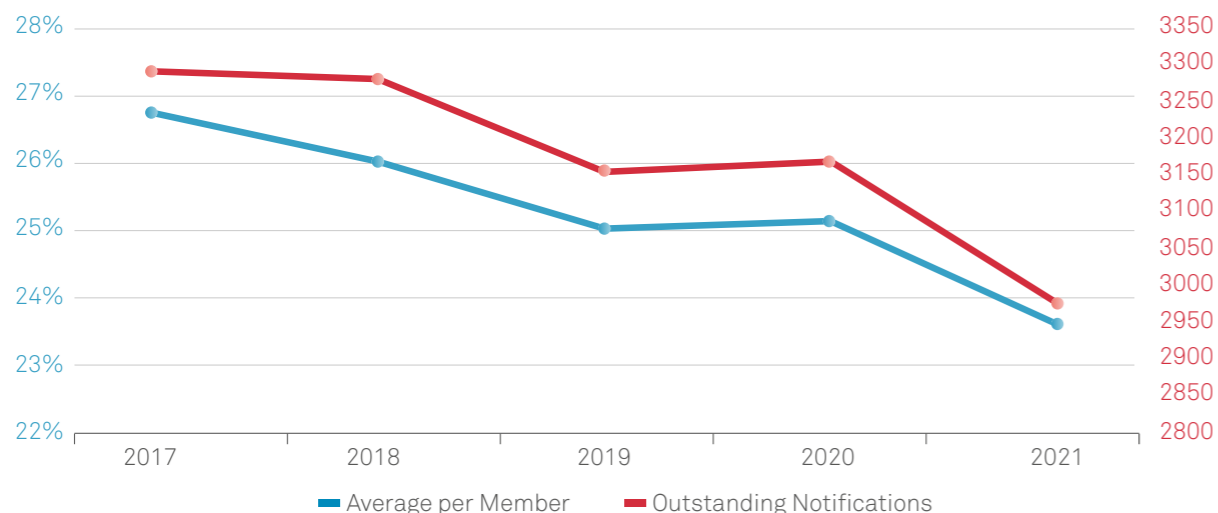
Complying with notifications to trading partners

Transparency is crucial for open and fair trade. When Members duly communicate policies and regulations affecting foreign trade to trading partners, their trade prospects improve. WTO TA remains committed to enhancing beneficiaries' capacities to meet their WTO transparency obligations, including the notification of new trade measures.

The WTO organized 15 transparency-related activities in 2021, benefiting 583 participants across 83 Members and Observers. Nine national activities were carried out in Afghanistan, Bahamas, Bangladesh, Djibouti, Saint Lucia, Saudi Arabia, South Africa, and Viet Nam. They covered the various notification requirements and TBT Agreement transparency provisions and tools. Regional activities were held in Latin America and the Middle East, covering online submission systems and Subsidies notifications. Global activities covered SPS, import licensing and agricultural notifications.

TA support on transparency aims at reducing beneficiaries' 'outstanding' or 'pending' notifications. In 2021, TA beneficiaries averaged 23.6 outstanding notifications, well below the 2016/18 average of 28 used as a baseline in the logframe. The sustained improvement shown in Figure 7 can be credited to the proactiveness of Members and their increased submissions of SPS, TBT, Agricultural and TRIPS notifications.

Figure 7. TA Beneficiaries' pending notifications (2017-2021)



TA beneficiaries have substantially increased their notification submissions in recent years. TBT notifications are a good example: LDC Members submitted 63% more of these in 2021 than they did in 2020, a significant jump compared to the 5% growth between 2019 and 2020.

Furthermore, African Members were particularly active in the submission of TBT notifications in 2021, with Burundi, Kenya, Rwanda, Tanzania, and Uganda making it to the top ten overall TBT notifying Members. As shown in Figure 9, Africa has seen an upward trend in new TBT notification performance, which indeed traces back to 2016.

Overall, developing and LDC WTO Members submitted 85% of the new TBT notifications in 2021. As shown in Figure 8, the performance by TA beneficiaries in the submission of new TBT notifications has been fairly consistent since 2012.

Figure 8. Submission of new TBT notifications by development status (2012-2021)

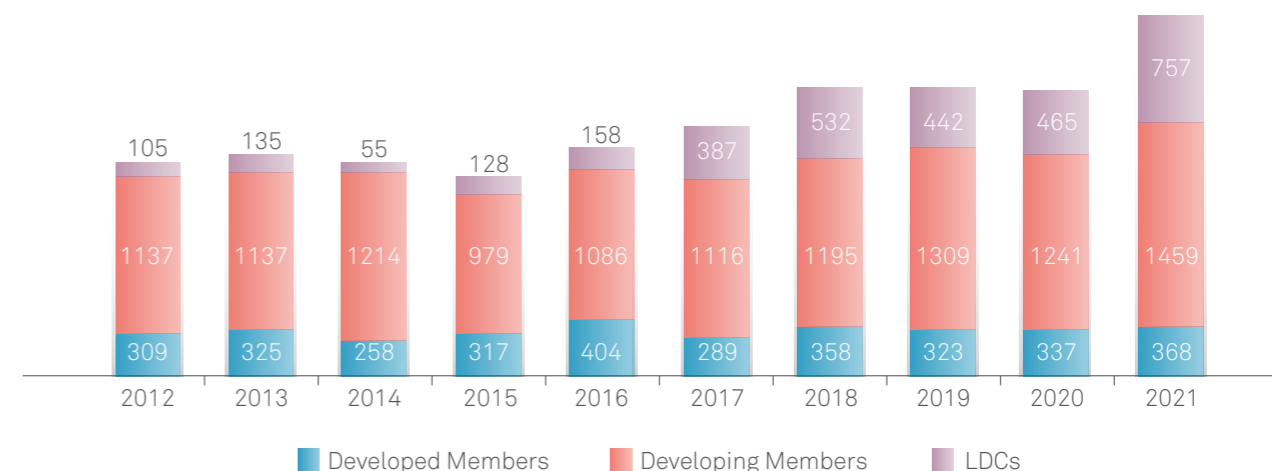
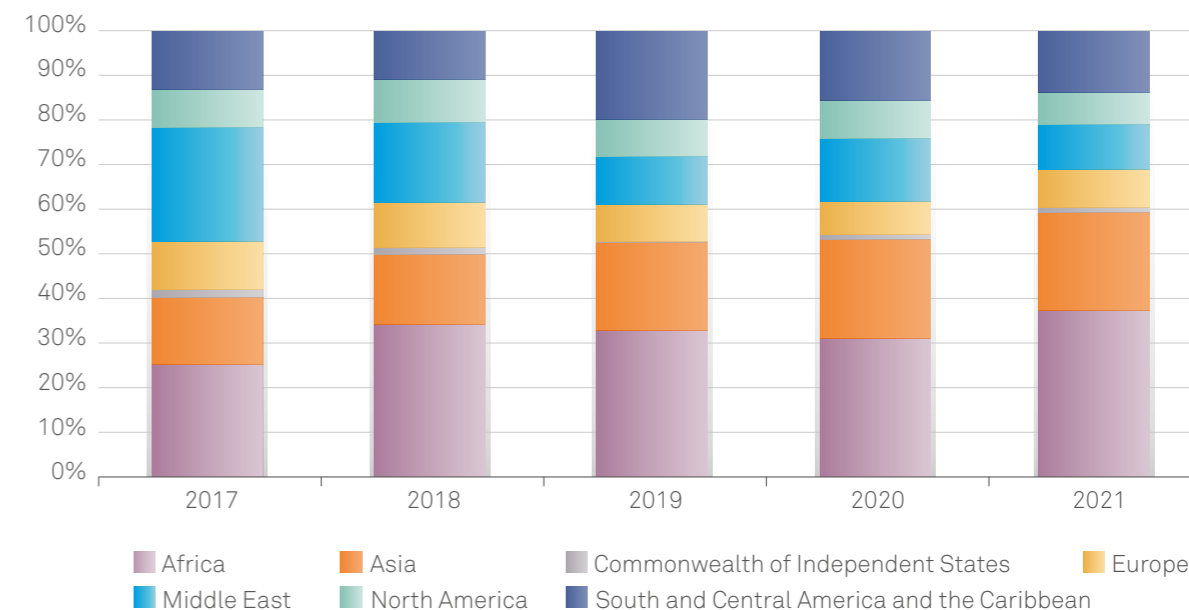
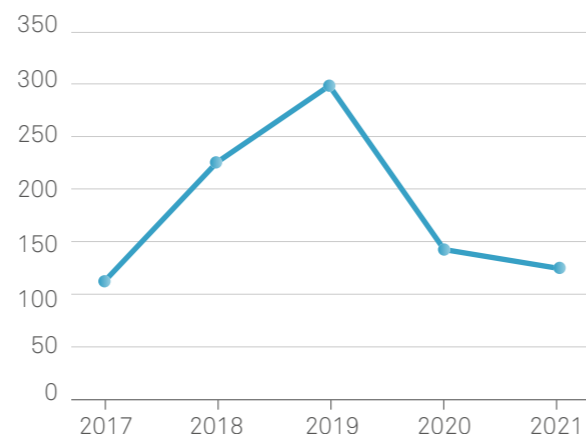


Figure 9. Share of new notification submissions by Region (2017-2021)



Agricultural notifications represented about 60% of total outstanding notifications over the last five years. Given that new agricultural notification obligations are added annually, tracking the effect of TA on agricultural notifications presents a statistical challenge. A work around has been to report the reductions in the backlog of outstanding notifications at the end of the preceding year, as presented in Figure 10. However, TA beneficiaries have consistently been reducing their agricultural notifications backlog whilst servicing new notification requirements.

Figure 10. Reduction in agricultural notifications backlog (2017-2021)



In-Focus: World Trade Organisation Transparency Network

The Secretariat accommodates other informal transparency-enhancing initiatives, such as the WTO Transparency Network. Launched in 2020, the Network strives to improve the coherence and effectiveness of WTO's transparency framework. Exploiting synergies in information management, sharing best practices on Member engagement, and promoting effective TA and outreach to delegates and Members are the Network's overarching themes.

Other non-information sharing benefits from the Network include new opportunities for coordination on transparency across the Secretariat, and the generation of new ideas and solutions.



“ I recommend that the Secretariat continues supporting the Transparency Network. Its high levels of engagement, evidence of impact and positive reputation among staff members suggest that it is a significant asset.



Nicholas Davis,
Global Foresight Group,
Switzerland

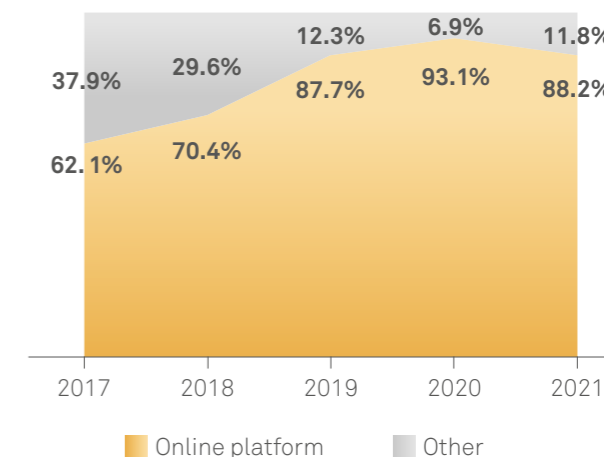
Optimising Online Platforms

Members are increasingly utilising online platforms to submit notifications. In this regard, specialised platforms ensure that notifications reach all Members in a timely fashion, while allowing for reactions and clarifications. These platforms take three broad forms: submission platforms, notification repositories, and subscriber alerts and discussion fora.

In recent years, TA training has progressively included modules on the use of these online platforms with evidently positive results. For example, the share of TBT notifications through the dedicated notification submission system has steadily grown in the last five years, peaking at 93.1% in 2020 and staying at 88.2% in 2021, as shown in Figure 11.

Similarly, the share of eTRIPS reports submitted through the eTRIPS Submission System increased from 58% in 2019 to 89% in 2021, while eTRIPS notifications rose from 73% to 90% in the same period.

Figure 11. TBT notifications by mode of submission (2017-2021)



Key WTO Online Transparency Systems in Brief:

ePing SPS & TBT Platform: facilitates the tracking of Sanitary and Phytosanitary (SPS) and Technical Barriers to Trade (TBT) measures. It allows users to browse notifications, trade concerns and enquiry points, and consult on notifications and sign up to receive alerts related to products and/or markets of interest.



e-TRIPS Gateway provides a single point of access to information related to the TRIPS Agreement.



Agricultural Information Management System provides access to agricultural notifications and Committee on Agriculture related records.

e-GPA provides a single point of access to the coverage commitments of the GPA Parties.



Central Registry of Notifications an internal WTO database that houses all trade related notifications.



e-TRIPS Submission System allows WTO members to submit notifications as well as review materials and reports related to the TRIPS Agreement.

AGIMS Notification Submission System allows members to submit agricultural notifications.



ENHANCED PARTICIPATION

Developing and LDC Members-submitted documents increased

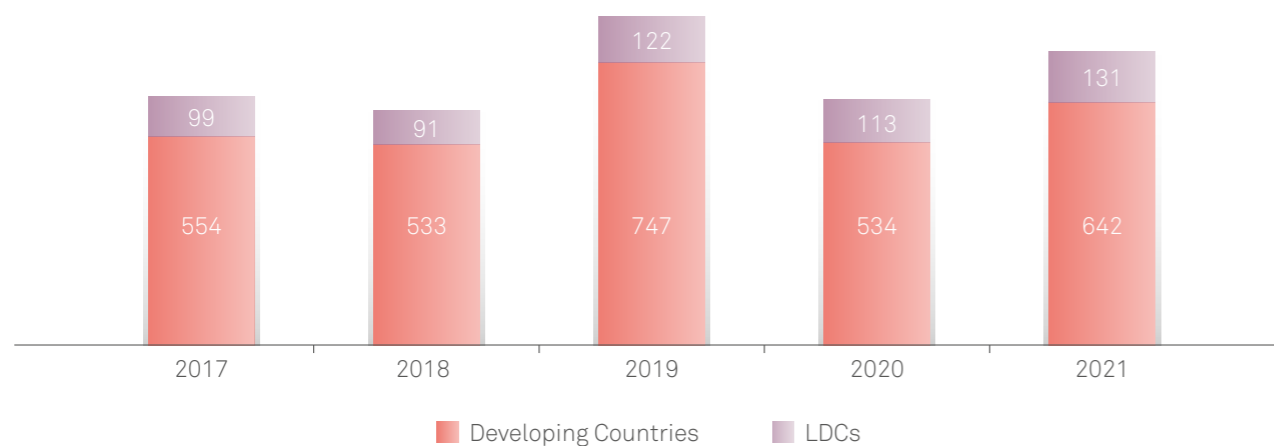
By expanding and strengthening Members' knowledge of WTO Agreements, TA activities aim at boosting beneficiaries' effective participation in the multilateral trading system. As the work of WTO bodies is based on the documents submitted by Members, developing and LDC Members' capacity to submit 'substantive' documents (proposals, statements, questions and replies, reports...) is a proxy indicator of their ability to actively contribute to deliberations.

With the closure of the Secretariat for two months, reduced capacity in meetings, and the move into virtual interactions, the pandemic affected the progress of many WTO bodies in 2020. The fact that 2021 was supposed to host the 12th WTO Ministerial Conference (which was postponed at the last minute) may explain the increase in the volume of activity in most Bodies and, hence, in the number of documents submitted by the Members.

In 2021, the number of 'substantive' documents submitted by developing and LDC Members grew almost 20% with respect to the previous year, but still stayed below the 2019 record number of documents. Such an increase shows a clear improvement when compared to the 2016/18 average used as a baseline in the TA Plan (773 substantive documents vs 619). The distribution of submissions stayed the same as in 2020: 83% came from developing and 17% from LDC Members.



Figure 12. Number of 'substantive' documents submitted by beneficiaries by development status (2017-2021)



Besides the submission of substantive documents, TA beneficiaries' involvement in the work of WTO bodies relies on the capacity of their delegates to effectively participate in the proceedings. Their capacity to use mechanisms such as Specific Trade Concerns (STCs) in the Committees which employ them is thus a good illustration of effective participation. STCs allow Members to address trade tensions through dialogue and cooperation. As shown in Figure 13, developing Members' capacity to raise new STCs in the TBT Committee has steadily increased in recent years. On their own or in coordination with Developed Members,

they have raised the majority of the new TBT STCs over the last decade (80% in 2021). A similar case can be made for new STCs in the SPS Committee. developing Members have also raised the majority of new SPS STCs in the last 14 years, peaking their share of new SPS STCs at 85% in 2021 (see Figure 14). TA activities on standards (TBT and SPS), such as the In-Depth SPS Course illustrated below, have focused on the STC mechanism for many years. They contributed to building the capacity of developing countries to use this mechanism.

Figure 13. New STCs raised in the TBT Committee by development status (1995-2021)

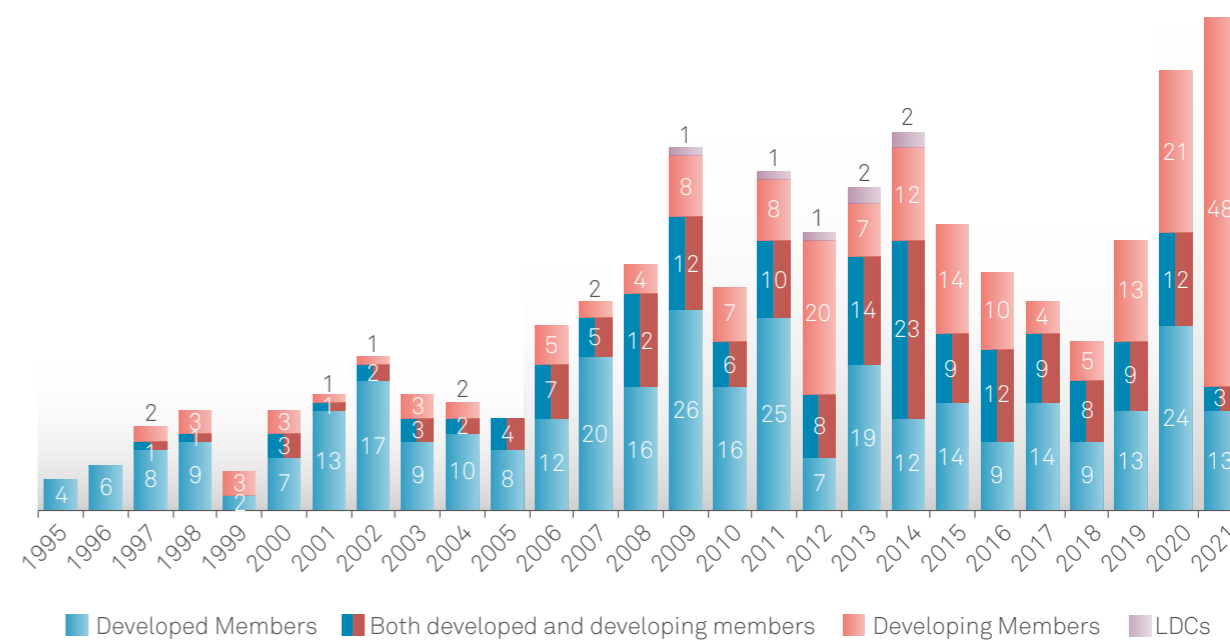
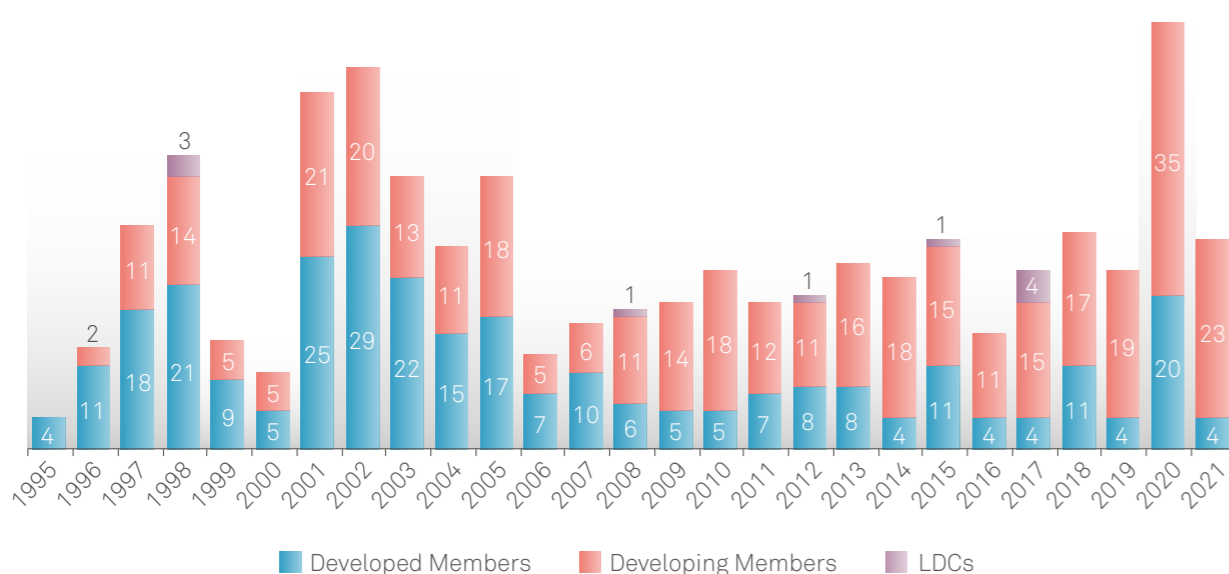


Figure 14. New issues according to the development status of the Member raising the STC in the SPS Committee (1995-2021)



Facilitating safe trade through improved SPS capacities

The Standards and Trade Development Facility (STDF) is a global knowledge partnership that helps developing countries improve their sanitary and phytosanitary capacities and facilitate safe trade. It acts as a knowledge platform, identifying and disseminating good practices in the SPS area, and as a funding mechanism for the preparation and delivery of collaborative SPS projects.

In 2021, the STDF continued to be a key partner in delivering WTO TA activities. Presentations were made on STDF's pioneering work on reducing standards-related trade costs, using evidence-based approaches to inform decision-making on the standards, supporting national sanitary and phytosanitary standards coordination mechanisms, and producing a new STDF Guide on developing good regulatory practices.



“The African Continental Free Trade Area has stimulated a trade potential that could boost Africans' economic welfare. The session on the Standards and Trade Development Facility was of great importance, as improving and building food safety and animal and plant health capacities is key to assess the potential effects of the Free Trade Area on this sector.”

Doaa Galal, Egypt.



Ihsane Beqqali, Chief, Standardization and SPS Matters Division, National Office for Food Safety, Morocco

“National management of WTO SPS notifications requires regular capacity building for managerial staff, and technical assistance has helped us, SPS ‘enquiry points’ in countries, to become acquainted so we can better cooperate and communicate with each other.”

Enhancing effective participation in the SPS Committee

Many WTO courses had to turn virtual in the last two years. In 2021, the first edition of the SPS In-depth Virtual Course – adapted from the previously organized face-to-face Advanced SPS Course – was held to continue equipping capital-based officials who attend the SPS Committee meetings with knowledge to enhance their participation.

Twenty-three officials with responsibilities on SPS regulations from various regions deepened their understanding of the SPS Agreement and explored its linkages with other WTO Agreements. They also studied the role and functioning of the SPS Committee, national coordination mechanisms, and the relevant work of the Standards and Trade Development Facility (see page 34). Other course topics included transparency obligations, and the work of the Codex Alimentarius, the World Organisation for Animal Health (OIE) and the International Plant Protection Convention (IPPC).

Participants also undertook a rigorous case study, in which they prepared and presented interventions on a STC through a simulated SPS Committee meeting. This exercise, and the subsequent debriefing, provided them with insights on how to make the most out of their adherence to the Agreement. “Lots of helpful materials have been provided for us to enhance the coordination of the National SPS Committee and to improve Nigeria's transparency obligations within the SPS Agreement,” says Mr Shola Fagile, Commercial Officer II at the Trade Department, in the Federal Ministry of Industry of Nigeria.

Several trainees indicated that they would immediately apply the acquired knowledge in their daily activities. It is therefore expected that they will meaningfully contribute to fulfilling the Committee's role as the international forum to discuss SPS measures and resolve STCs.

ON-THE-JOB TRAINING

A record number of interns building trade capacities at WTO

As it happened in 2020, internship programmes were spared from the impact of the pandemic in 2021. Participants overcame travel restrictions and could effectively engage in the different on-the-job trainings, which require travelling to Geneva.

WTO TA's internship and young professionals' programmes allow mid-level public officials and young professionals dealing with trade issues to 'learn-by-doing' as they work either at the Secretariat or with their countries' representations before WTO.

Internships are a very particular type of technical assistance, as they are lengthier (ten months on average, while some workshops last only a few days) and cost much more than the average activity. The resources available for the Regional Coordinator Internships (RCI) and the Young Professionals Programme (YPP) are more predictable, as they are funded entirely from WTO TA Global Trust Fund. In the rest of internship programmes, the funds depend on the contributions from their specific funders (China for the Accession Internship Programme, France and Ireland for the FIMIP and the Netherlands for the NTP) and can therefore vary from year to year

In 2021, WTO received a record number of 56 interns. In the spirit of inclusion and of building capacities for Members who need it most, almost half of participants came from LDCs. Total participation figures have been stable since the YPP started hiring over a dozen of interns per year in 2018.

Interns and young professionals get assessed through evaluation forms and close feedback mechanisms between them and their supervisors. Out of 56 participants in these programmes in 2021, almost a third of them (30%) significantly exceeded performance requirements. Most of the remaining two thirds (64%) fully met the performance standards, while just three interns received partly satisfactory reviews.

Trainee programmes and internships



Accessions Internship Programme (AIP)

A total of four young professionals from China, India, Kenya, and Venezuela completed the AIP in 2021, the same amount as in the previous year.

Interns were posted in the Secretariat and supported the accession of countries like Algeria, Azerbaijan, Bahamas, Belarus, Equatorial Guinea, Timor-Leste, or Uzbekistan, among others. They also worked on the recently launched Trade for Peace Programme, that aims at supporting fragile and conflict-affected states in achieving stability and prosperity through WTO accession.

“I am humbled to have been a part of broader efforts to support developing countries in their journey to WTO membership.”

Angela Min Yi Hou,
AIP Intern from China



WHO: young graduates
WHERE FROM: LDC and developing countries
WHAT: work in the WTO Secretariat's Accessions Division
HOW LONG: 10 months on average

Interns' time allocation



Netherlands Trainee Programme (NTP)

Fifteen junior government officials from developing countries and LDCs got the opportunity to learn about trade matters under the direction of staff members of the WTO in 2021. Interns worked in different WTO divisions and divided their time between work in the divisions, research, and attending training sessions and WTO group meetings.

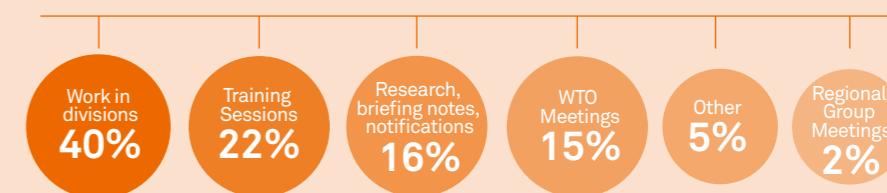


Brenda Bvalani,
NTP intern from Malawi

“I am now aware of the robust technical assistance available to LDCs. I have also learnt practical ways of using the flexibility provided by WTO Agreements to allow our countries to meet their commitments and enhance their participation in the multilateral trading system.”

WHO: government officials
WHERE FROM: developing and LDC Members and small and vulnerable economies
WHAT: learn by working in the WTO Secretariat
HOW LONG: 9.5 months on average

Interns' time allocation



French-Irish Mission Internship Programme (FIMIP)

In 2021, 20 capital-based mid-level officials dealing with trade issues were accepted in the FIMIP to join their countries of origin's delegations to WTO. This was one of the highest numbers since the start of the programme, with 75% of participants coming from LDCs. Interns got to deepen their knowledge of WTO Agreements and could stay informed of WTO current negotiation processes affecting their countries, subject matters and working procedures of different WTO bodies. In fact, more than half of their time is spent in attending different WTO Committees and groups meetings.



Gobinda Bahadur,
FIMIP intern from Nepal

“ I had ample opportunities to observe, discuss and get ideas of strategies and tactics in multilateral negotiations, strengthening my own negotiation skills. The fisheries subsidies negotiations, and discussions on the waiver on the TRIPS Agreement were among the richest processes.

WHO: capital-based mid-level public officials
WHERE FROM: developing and LDC Members
WHAT: work in the permanent missions of their countries to WTO
HOW LONG: 9.5 months on average

🕒 Interns' time allocation



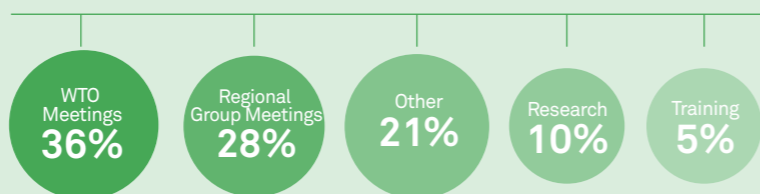
Regional Coordinator Internship (RCI)

This Programme, subject to demand from WTO Members coordinating a WTO regional group or a group of countries, accepted four capital-based trade officials in 2021. On top of enhancing their own capacities, participants from Burkina Faso, Jamaica, Mauritius, and Samoa supported

their missions in participating in the daily activities at the WTO and assisted them in coping with the additional workload linked to their responsibilities as group coordinators.

WHO: capital based mid-level public officials
WHERE FROM: Members coordinating a regional group or a group of countries at WTO
WHAT: work in the permanent mission of the group coordinator
HOW LONG: duration of the coordinator's mandate, 1 year maximum

🕒 Interns' time allocation



Young Professionals Programme (YPP)

Fourteen young professionals from diverse origins (from Eswatini to Georgia and from Guatemala to Thailand) were chosen among more than 2,400 candidates to take part in the 2021 programme. They spent 11 months embedded in different divisions within the WTO Secretariat (Agriculture and Commodities, Market Access, Development or Rules, among others) and gained insight on a wide array of trade-related topics.



Carmina Baéz,
YPP intern from the Dominican Republic

“ My initial expectations of deepening my knowledge of the SPS Agreement whilst getting further acquainted with other work areas of the WTO have been widely surpassed.

WHO: qualified young professionals
WHERE FROM: priority to LDCs and developing countries with no or low professional representation in WTO Secretariat
WHAT: work in a Secretariat division
HOW LONG: 1 year maximum

👤 Young Professionals' areas of work in 2021



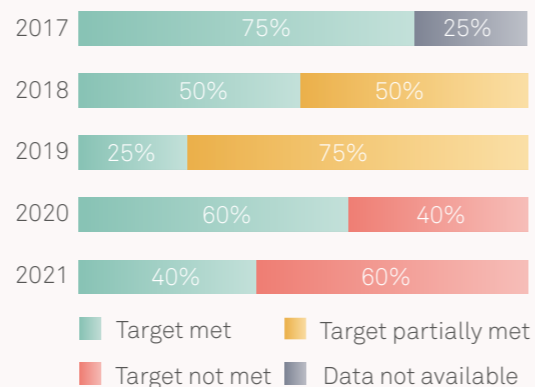
SUPPORTING ACCESSIONS

KEY RESULT

2



Acceding governments are participating in accession negotiations



Advancing towards WTO membership

In general, the engagement level in TA activities of governments seeking to accede to the WTO was similar to previous years. Over 800 representatives from WTO Observers took part in TA courses, coming mainly from Central and Eastern Europe, Central Asia, the Caucasus and Africa.

TA supports acceding governments in navigating the technical challenges in the accession process, but this assistance is no substitute for political impetus.

Over 2021, more than half of the acceding governments continued their work to join the WTO as Members. Most participants from Observers were attracted by courses with a general scope, followed by those who opted for standards and purely accession-focused activities. In terms of mode of delivery, their choices were consistent with those of the rest of participants, as 56% of them took part in e-Learning courses.

“

As I take part in Timor-Leste's working group for WTO accession, I will benefit from this course, which has deepened my understanding on the aspects a country should consider when preparing an initial market access offer in services trade.



Dávida Mesquita,
Participant in the
Virtual Training Course
on Trade in Services for
Acceding Governments,
Timor-Leste

Global events are a good opportunity to bring together officials from different acceding governments and allow them to discuss their common needs. For example, in 2021, participants from 15 Observers took part in a global virtual training for acceding governments jointly organized with the International Trade Center and focused on trade in services.

Meanwhile, national workshops were delivered for Bahamas, Belarus, Bhutan, Comoros and Uzbekistan, addressing specific subjects such as accession-related procedural issues, the ePing alert system (see page 31), and Trade-Related Investment Measures (TRIMs).

Several LDC Observers witnessed progress in their accession processes: Comoros and Timor-Leste held formal Working Party meetings, while Sudan held an informal meeting which led to a formal one later in the year. Six key accession documents were prepared or revised in 2021: a Memorandum on the Foreign Trade Regime (MFTR) of Curaçao, Factual Summaries of Points Raised for the Working Parties of Sudan, Timor-Leste and Uzbekistan, and revised draft reports for those of Azerbaijan and Comoros. Furthermore, six accession roadmaps were revised.



Figure 15. Number of key accession documents submitted (2018-2021)

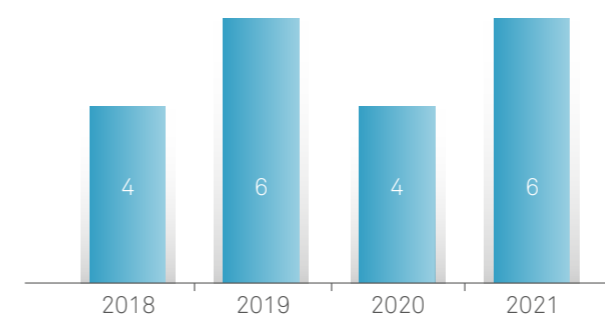


Figure 17. Observers' participation in TA by accession progress status in 2021

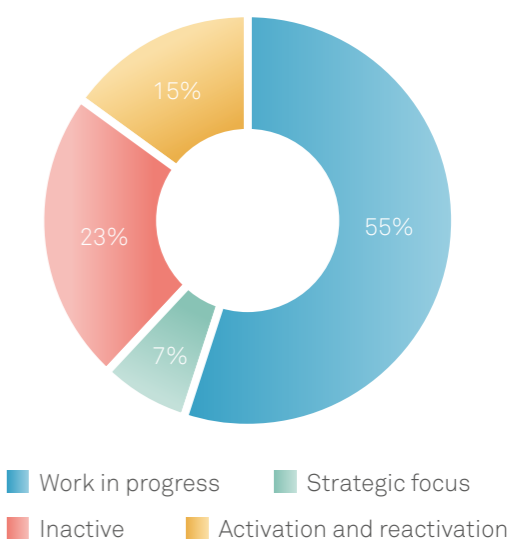
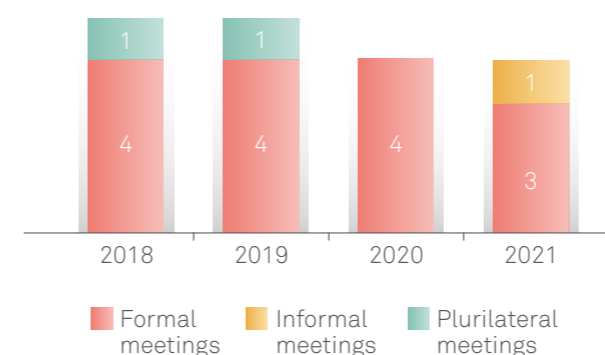


Figure 16. Accession meetings by type (2018-2021)



Uneven engagement from Observers

Most Observer participants in TA activities came from countries whose accession status is “work in progress”, meaning that there are some technical advancements and a regular exchange of information with the WTO.

About 7% of participants came from two governments – Bosnia & Herzegovina and the Comoros – which belong to the “strategic focus” category. This category groups Observers that may become WTO Members in the near future, given the technical advancement in their dossiers.

Action has been taken to reactivate the accessions of Iraq, Lebanon, and Serbia, and to activate those of Curaçao and Somalia. Turkmenistan became an Observer in 2020 and applied for accession at the end of 2021.

Equatorial Guinea had no activity at the Working Party in the last three years, and has now joined Algeria, Andorra, Bhutan, Iran, Libya, Sao Tomé & Príncipe, and Syria in the category of “inactive” Observers.

Infographic 4. World map with Observers by WTO accession status



KEY RESULT 2

KEY RESULT 2

Facilitating accession to plurilateral agreements

Plurilateral agreements within the framework of the WTO are those to which not all WTO Members are parties. In 2021, Brazil, China, Kazakhstan, Kyrgyz Republic, North Macedonia, the Russian Federation, and Tajikistan actively pursued their accession to one of such agreements: the Government Procurement Agreement (GPA).

In these cases, TA targeted those Members and Observers seeking to accede to the GPA, both by selecting qualified representatives as participants in TA Activities in general, and by designing specific sessions on related issues.

Various activities in 2021 (e.g., a regional workshop for Central and Eastern Europe, Central Asia, and the Caucasus and an Advanced global course) contained modules on the benefits and procedural requirements for accession to the GPA. Brazil's participation in TA activities over several years, including in the 2021 Advanced global workshop, resulted in active negotiations to join the GPA 2012 and most recently in its submission of a revised market access offer.

In 2021, the circulation of GPA accession-related documents more than doubled in comparison to 2020, reaching an average of 2.7 documents per active GPA accession. However, it still showed a significant gap when compared to the 2016-18 average of 6.8.

What is the GPA?

The fundamental aim of the GPA is to mutually open government procurement markets among its Parties. As a result of several rounds of negotiations, the GPA Parties have opened procurement activities estimated to be worth more than USD 1.7 trillion annually to international competition (i.e., to suppliers from the GPA Parties offering goods and services).

At present, the Agreement has 21 Parties covering 48 WTO Members. Thirty-five WTO Members/Observers and four international organizations participate in the WTO Committee on Government Procurement as observers. Out of these, 11 Members are in the process of acceding to the Agreement.



Agreement on Government Procurement



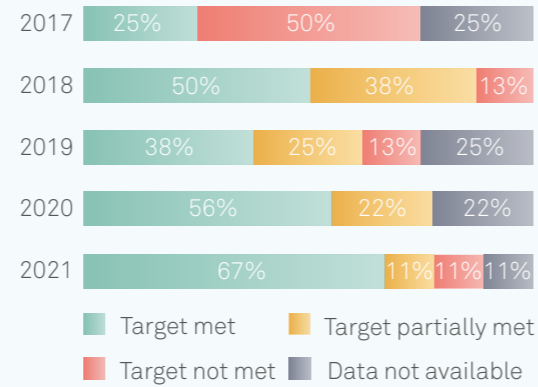
BROADENING ENGAGEMENT

KEY RESULT

3



Academic institutions and other stakeholders analyse WTO issues



Fostering research on trade through the academia

Academia plays a central role in generating knowledge and evidence on trade, in training future trade experts and public servants and in providing advice to government officials and other policymakers through applied research. Therefore, partnering with local universities and researchers is an effective way of expanding knowledge about trade and WTO-related issues in developing and LDC Members and Observers.

The WTO Chairs Programme (WCP) has been supporting influential academics and their teams since 2010 to foster research, adaptation of university curricula and dissemination of research results among policy makers. Such activities spark policy dialogue around trade and help governments shape their plans and policies.

Over two cycles of four years each (Phases I and II), the WCP has established a network of 19 universities (see

map on pages 48 and 49). These institutions received an annual grant from the WTO during the first four years of their involvement in the programme, after which they remained part of the network, thus benefiting from the advice from the Secretariat and the Programme's advisory board, as well as from the WCP brand.

In 2021, 17 institutions from a total of 126 applications from 56 Members were selected to participate in the next four-year cycle of the programme (Phase III - see list on page 49). This will increase the number of universities in the WCP to 36. In addition, limited funding was provided for specific research projects of Chairs that no longer receive annual grants. Thirteen Chairs collaborated in the delivery of 10 different research projects working closely with government officials and other policymakers (see box on page 47).

Figure 18. Total WCP research output (2017-2021)

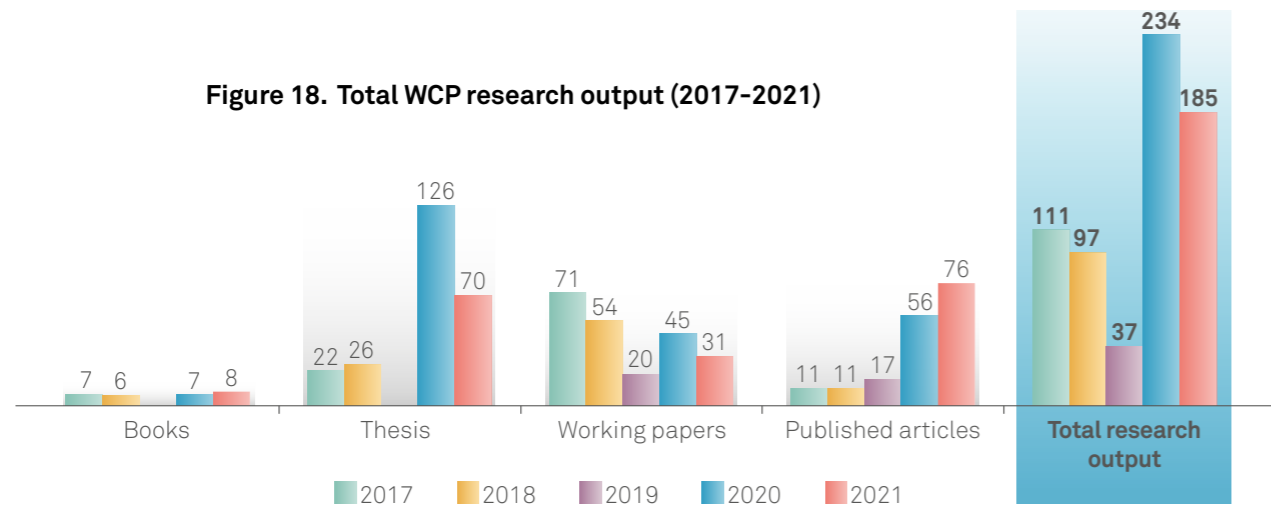


Figure 19. WCP Phase II Chairs outreach activities (2017-2021)

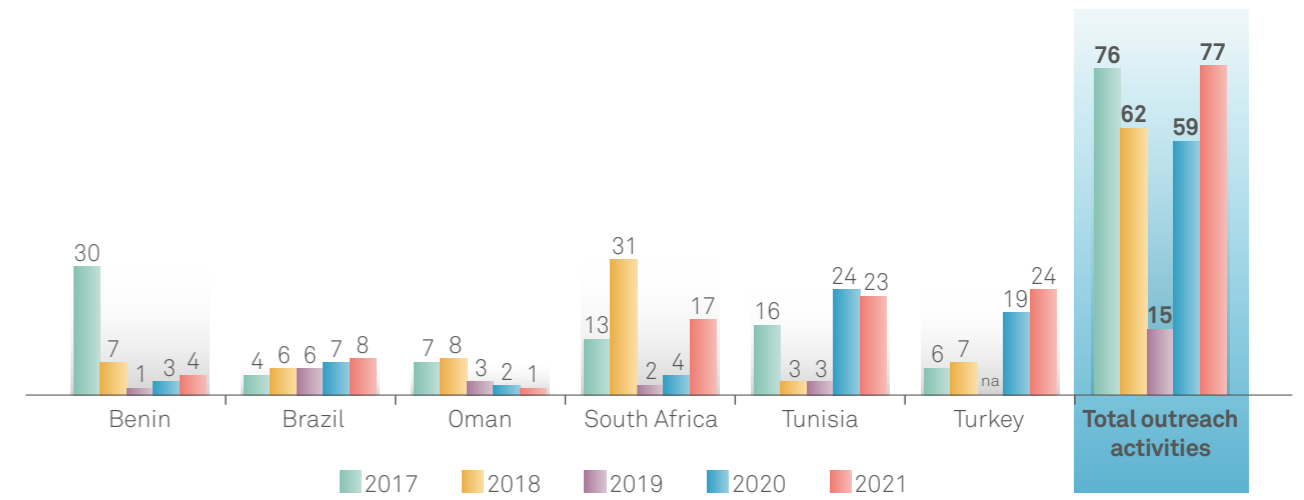
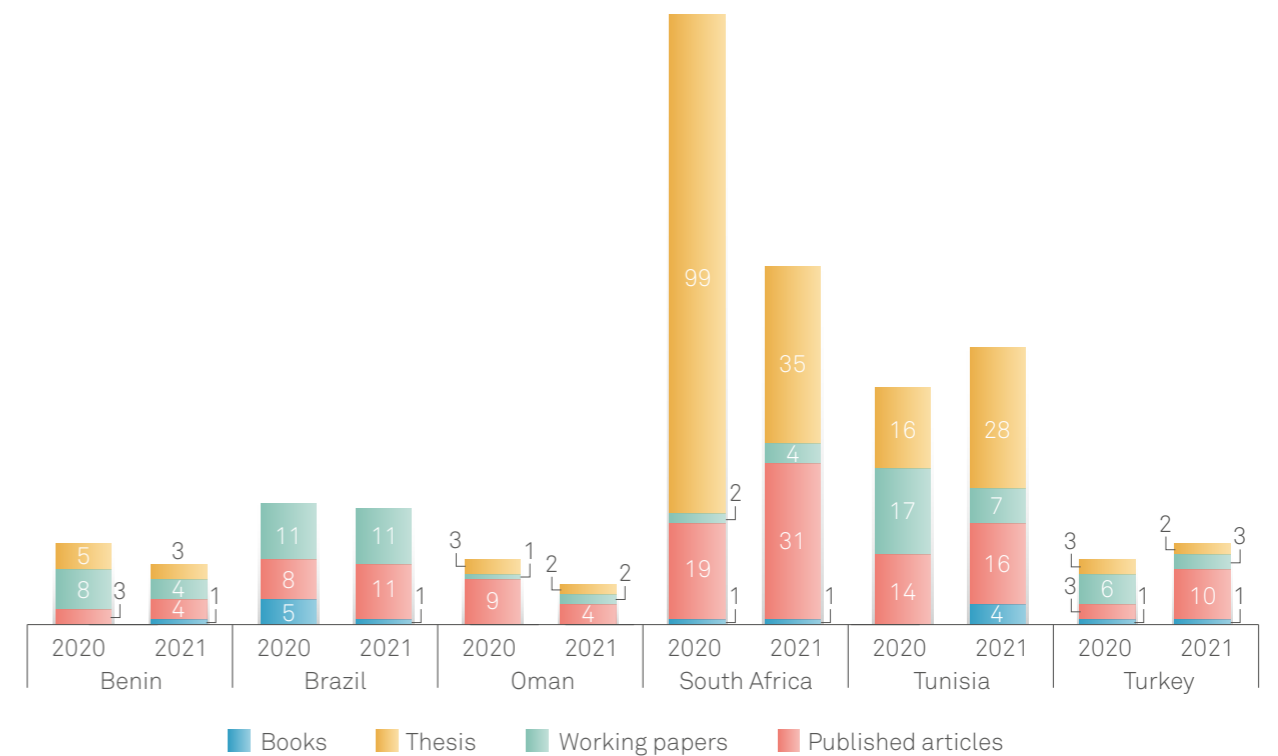


Figure 20. WCP Phase II Chairs research output (2020-2021)



Overall research output of the six Phase II Chairs hit its second highest level in 2021, as shown in Figure 18. These Chairs continued to produce outputs beyond the end of the WTO grants in 2019, although in 2021 there was a decrease when compared to 2020. The significant number of theses published during 2020 is the main reason for the difference (see Figure 20).

On the other hand, outreach activities (conferences, seminars, etc.) organised by Phase II Chairs increased in 2021, surpassing record levels of 2017 and attesting to the agility of Chairs to adapt to the rapidly changing environment during the pandemic.



Ahmad Makaila,
Ambassador, Chad.
Chair of the LDC Group

“
The WTO Chairs Programme offers the opportunity to raise awareness of international trade policies in our universities and research institutes, as well as in our societies, and to build bridges with officials in charge of trade policy formulation and implementation.

WTO Chairs Programme



“
Enhancing the trade-related expertise of academic institutions is of utmost importance for strengthening the understanding of trade issues in developing countries and LDCs.



Margarete Schramböck,
Austria's Federal
Minister for Digital and
Economic Affairs

Female micro enterprises for a blue recovery in Mauritius

Micro- small and medium-sized enterprises (MSMEs) play a pivotal role in the economy and development of Mauritius, accounting for 99% of all companies and around 12% of exports. Given their socioeconomic relevance and how hard the pandemic struck them, the WTO's Chair in Mauritius launched a project to assess those effects, specifically on women-headed MSMEs and on sustainable fisheries and marine businesses (the so-called 'blue entrepreneurs').

The survey covered 380 firms across the country and found that, 65.3% were forced to shut down operations when a second lockdown was enforced in March 2021. According to Soomilduth Bholah, Minister of Industrial Development, SMEs and Cooperatives of Mauritius: "The report identifies several challenges that MSMEs have faced during the second confinement: lack of operational cash-flow, drops in aggregate demand and reduced opportunities to venture the market, or increased freight cost, among others." Minister Bholah stressed that policymakers need to "ensure that the appropriate policies are formulated and implemented", and therefore welcomed the insights contained in the report.

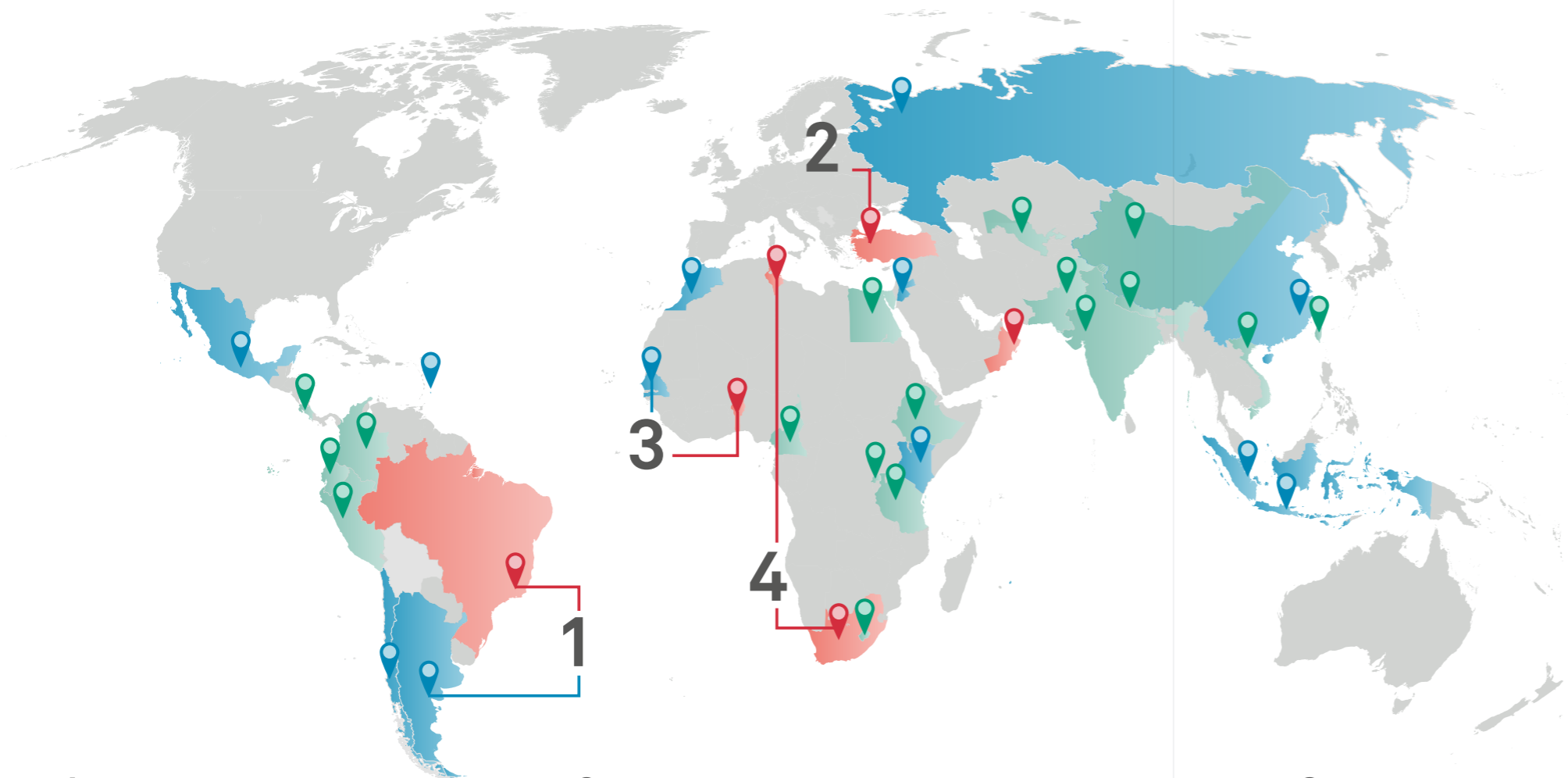
Virtual focus group discussions were also organized with the *Female Entrepreneurs Association* and the *National Women Entrepreneurs Council of Mauritius*. As a result, a second document comparing the consequences of the pandemic for both male- and female-headed enterprises probed into the factors that prevent Mauritian women micro entrepreneurs from shifting to digital operations.

Both publications suggest that, given their share of exports, MSMEs can serve as an important economic recovery mechanism for Mauritius. They also recommend a series of strategies to leverage their potential: from encouraging larger Mauritian firms engaged in exports to source more products and services from local MSMEs, to targeting the latter with sector-specific support to strengthen their trade capacities.

Several virtual conferences were organized throughout the year to give visibility to research results and reach out to policy makers and other relevant actors. One of these virtual events, organized by the WTO Chair in December, aimed at discussing how MSMEs are coping with the consequences of the global health crisis.



Infographic 5. World map with WCP Chairs and a selection of 2021 highlights



1 ARGENTINA/BRAZIL. Focus on mega-agreements and MERCOSUR

The WCP Chair in Brazil, jointly with her colleague in Argentina, developed a research project on the macroeconomic and trade impacts of the policies followed by five developing countries from recent mega-agreements, such as the Regional Comprehensive Economic Partnership and the Comprehensive and Progressive Agreement for Trans-Pacific Partnership. It was funded by the Netherlands and included outreach events with government participation.

Other outreach activities focused on the MERCOSUR agreement, given its importance to Brazil. The Chair was able to secure funding and establish partnerships with multiple actors, from both the public and private sector. Two courses were organized: an online course and a new one on international trade policy and regulation, which focused on the WTO and preferential trade agreements, specifically designed for women.

2 TURKEY. Changes in competition law, migration, and work with exporters

The Chair in Turkey focused on several topics: labour provisions in free trade agreements, public health regulations and their justification under the WTO Agreements, the European Union Green Deal and its impact on agriculture, and Turkey's free trade agreements with the United Kingdom and the European Union, among others.

The Chair and her team edited several books and book chapters in 2021. In particular, the Chair built on previous work on the changes in competition law and policy.

The Chair partnered with the Turkish Exporters Assembly (TEA), representing some 96,000 exporters, to measure decent working conditions in Turkish trade-oriented companies. She also acted as a senior legal adviser to the Turkish Minister of Trade.

On curriculum development, a new certificate program on New Approaches in International Trade was launched. Five doctoral students are currently working on their theses at the university.

3 BENIN/SENEGAL. Obstacles for integrating regional value chains in West Africa

All courses delivered by the Benin Chair in 2021 were newly developed. The Chair also collaborated with the Université Senghor of Alexandria for the funding and launch of two master's programmes. The research team has established strong ties with the government.

In 2021, a joint project with the WCP Chair in Senegal funded by France assessed the obstacles that African countries face when trying to integrate into regional value chains. It aims at identifying which specific products bring a comparative advantage to countries in the subregion and develop diversification strategies that allow creating and strengthening regional value chains. The Chair of Benin has also been able to generate a database assessing the impact of the pandemic on SMES and private actors.

4 SOUTH AFRICA/TUNISIA. Analysing trade opportunities and AfCFTA

The Chair in South Africa co-authored a book with the Chair in Tunisia on the trade opportunities between South African and Tunisian SMEs, using a Decision Support Model approach. The results of the project have been presented to South Africa's Department of Trade, Industry and Competition, the South African Capital Equipment Export Council and the Steel Tube Export Association of South Africa. In addition to this, the South African Chair also published a book assessing Africa's digital future.

Another research project, in collaboration with UNECA, assessed the export opportunities of Cameroon using the same approach. Two other activities in progress are a book on bilateral trade through the AfCFTA and another on big data analytics and international market selection.

The Chair continues to maintain and create extensive ties with the national and provincial governments through several of their branches.

All established courses were updated in 2021, including the pandemic's impact on international trade and logistics. The university continues to offer an undergraduate degree in Economics and International Trade, as well as a postgraduate degree in International Trade.

Phase I Chairs (2010-2014)

Latin American Faculty of Social Sciences (ARGENTINA), University of the West Indies (BARBADOS), Shanghai University of International Business and Economics (CHINA), University of Chile (CHILE), Universitas Gadjah Mada/UGM (INDONESIA), University of Jordan (JORDAN), University of Nairobi (KENYA), University of Mauritius (MAURITIUS), Instituto Tecnológico Autónomo de México (MÉXICO), Mohammed V University- Souissi (MOROCCO), St Petersburg State University (RUSSIAN FEDERATION), Cheikh Anta Diop University (SENEGAL), National University of Singapore (SINGAPORE)

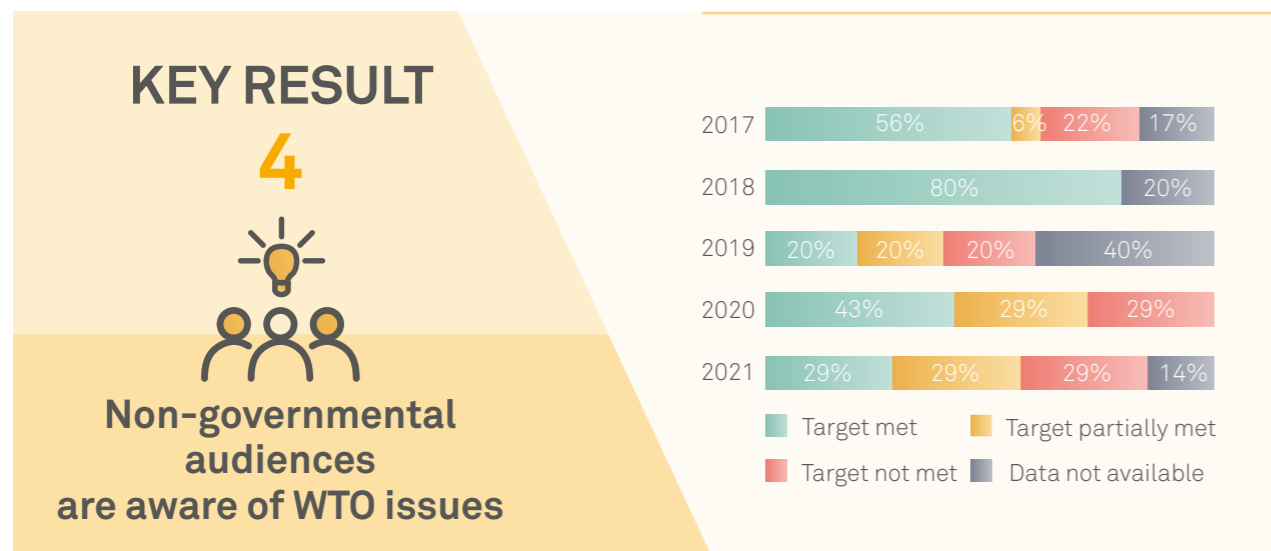
Phase II Chairs (2010-2014)

University Abomey-Calavi (BENIN), Getulio Vargas Foundation, Sao Paulo School of Economics (BRAZIL), Sultan Qaboos University (OMAN), North-West University (SOUTH AFRICA), University of Tunis, Tunis Business School (TUNISIA), Istanbul Bilgi University (TURKEY)

Phase III Chairs

Université de Yaoundé II (CAMEROON), University of International Business and Economics (CHINA), Universidad de los Andes (COLOMBIA), Universidad Nacional (COSTA RICA), Universidad Andina Simón Bolívar (ECUADOR), Cairo University (EGYPT), Addis Ababa University (ETHIOPIA), Indian Institute of Foreign Trade (INDIA), National University of Lesotho (LESOTHO), Kathmandu University School of Management (NEPAL), Lahore School of Economics (PAKISTAN), Pontificia Universidad Católica del Perú (PERU), University of Rwanda (RWANDA), National Taiwan University (CHINESE TAIPEI), Trade Policy Training Centre in Africa (TANZANIA), The University of World Economy and Diplomacy of Uzbekistan (UZBEKISTAN), Foreign Trade University (VIET NAM)

EXPANDING AUDIENCES



Reaching out to non-traditional WTO actors

WTO TA seeks to go beyond its main target audience (government officials) and reach out to a wider public to expand the understanding of trade-related issues and ongoing discussions. To this end, outreach activities foster dialogue with legislators, civil society representatives, journalists, and private sector operators.

If 2020 saw very few of these activities, in 2021 the number of WTO outreach events for 'outsiders' grew to become the highest in the last five years, as shown in Figure 21. The results were however uneven. On the one hand, the established targets on e-Learning training material requests from these constituencies and views of TA webpages were met. On the other hand, WTO TA did not provide the expected volume of training to non-governmental stakeholders (neither the number of activities nor the number of participants were met). As no data was available on the diversity of WTO-related

“
The rich diversity of information provided in this course allows us to explain the impact that large-scale decisions have on our country's daily life.”



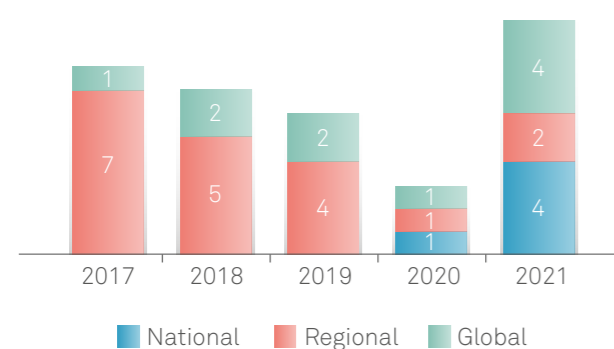
Anabella Aparicio,
Journalist at Sudestada,
Informativos de Canal
10 and Radio Sarandí,
Uruguay

topics covered by statements, reports, and papers produced by these same stakeholders, the meeting of such objective could not be measured.

Interest on global trade issues from these audiences was high during the year, probably due to the upcoming 12th WTO Ministerial Conference, which was initially scheduled for the end of 2021. Unfortunately, the conference was postponed due to the deteriorating sanitary situation.

After a year without activities for business and economic journalists, two were held in 2021 in partnership

Figure 21. WTO TA outreach activities (2017-2021)



with the Friedrich-Ebert foundation (FES): one for English-speaking journalists from Africa and Asia-Pacific, and another one for Latin American reporters and analysts. Participants had the chance to engage in dialogues with WTO Officials and Ambassadors.

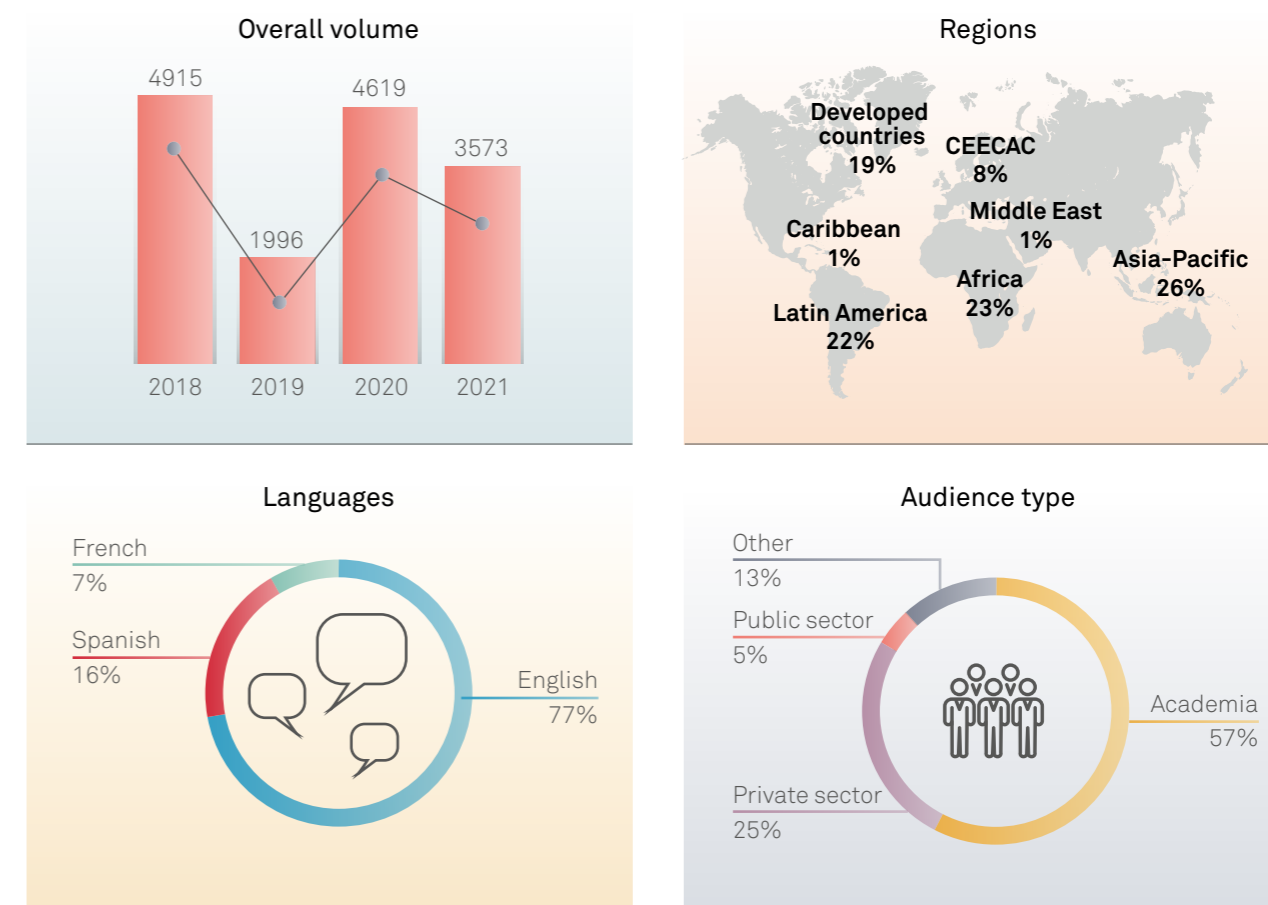
A workshop for legislators from Asia and the Pacific was also organised in collaboration with the Temasek Foundation and the S. Rajaratnam School of International Studies from Singapore. Members of Parliament engaged in discussions on regional and global trade perspectives for the post-pandemic recovery with a diverse panel that included WTO representatives.

Private operators showed an interest for more specialized courses, and national webinars on the usage of the ePing tool were specifically delivered for them. A further joint webinar with the International Telecommunications Union (ITU) explored the challenges and opportunities for SMEs when accessing government procurement markets abroad.

TA training materials requests

Reaching out to non-traditional WTO audiences (including participants from developed countries) is one of the goals of WTO TA e-Learning platforms and its broad range of online courses and materials for self-study. In 2021, the total demand for these training materials was 23% lower than in 2020. The biggest number of requests came from the academia, followed by private sector representatives, governmental organization workers and NGO members. The regions with more self-learners were Asia-Pacific, Africa, and Latin America. As it was the case for the overall WTO TA learning portfolio, English was the language with highest material requests (77% of the total demand).

Infographic 6. Training Material Requests



Diversifying promotion channels

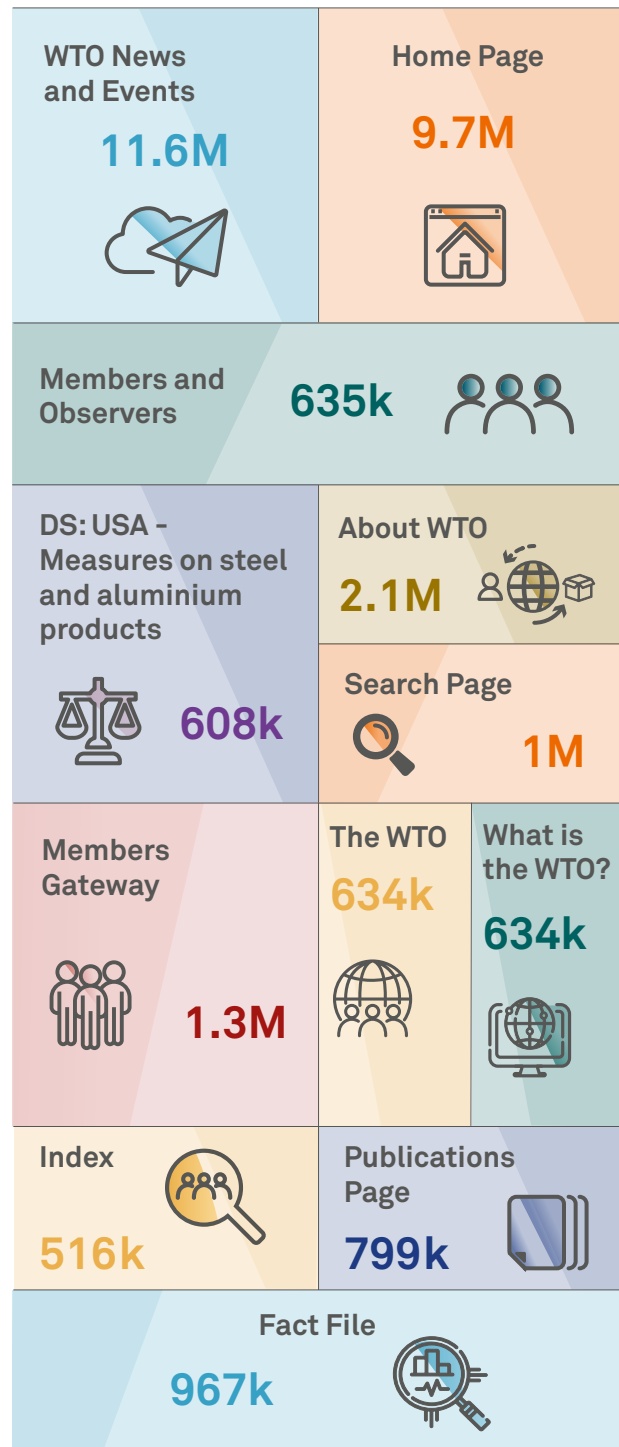
Social media have become the main gateway to reach the general public and other non-governmental stakeholders, allowing the spread of information on trade issues and WTO TA activities. For instance, Twitter campaigns have been increasingly used to raise awareness on the SPS Agreement and its implications for food trade and for consumers, as well as on the relevant TA activities. The Twitter hashtag #WTOsps pays testimony to those efforts.

KEY RESULT 4

Over 2021, WTO TA social media accounts used more infographics, videos, and animations, trying to present information in a more user-friendly and attractive way. These platforms were intensively used to promote e-Learning activities – from new courses to live sessions or guidance for e-learners. By the end of the year, the number of WTO TA followers in all social media platforms had increased by 19% compared to 2020.

The ‘success’ of TA webpages and news items – measured in terms of views – was again well above the 2016-18 average used as a baseline in the TA Plan (six times higher), but somehow lower than in 2020.

Infographic 7. Most-Viewed pages in the WTO Website



Click here to follow WTO TA Social Media



Chapter 2

Prioritizing inclusion



- In 2021, WTO TA had registered more participants from LDCs than in the previous year
- Women's participation also increased, while new trainings on trade & gender were delivered
- Unreliable Internet connection posed a challenge for virtual learners from several regions
- The share and number of courses in languages other than English grew, as did sessions with live interpretation

INCLUSIVE TECHNICAL ASSISTANCE



There is no room for discrimination when it comes to open and efficient trade

By Bridget Chilala, ITTC Director

“

Only by empowering people from all walks of life will they be able to get a voice in negotiation and decision-making processes.

Integrating and supporting developing economies, helping women and small businesses benefit from the global marketplace, bringing in as diverse a membership as possible... Inclusion is hardwired into the DNA of the WTO and, consequently, into the DNA of the Technical Assistance the Organization provides to beneficiaries.

Indeed, the objective of assisting everyone – existing and new Members from all regions of the world, academics, civil society, private actors – lies at the core of the Key Results that measure the success of such assistance. Development cannot be sustainable if its benefits do not reach all groups and communities.

Just as a WTO Member should not discriminate between its trading partners, or between its products and services and those of other Members, there is no room for other types of discrimination when it comes to pushing for more open and efficient trade.

That is why the WTO TA strives to include more and more women in its courses for government officials, its internships, and its training programmes. Bridging the gender gap is a matter of justice, but also a crucial element in achieving the development goals the global community has set. In this regard, in 2021 we have continued to hold trainings focused on the relationship between gender equality and trade. And the WTO Chairs programme has conducted research to support women entrepreneurs in getting on board the trade boat in different countries.

In that sense, our expansion into the world of virtual learning – spurred by the pandemic – has opened new paths. We can now reach people who might not otherwise have found the time, or the opportunity, to participate in face-to-face courses. But that shift into the virtual sphere lays a snare: that of pushing participants to follow their training at the expense of their personal and family time. And when that happens, as in all aspects of



work-life balance, women often lose out. Connectivity issues also tend to be a bigger issue for participants from developing and LDCs.

We also aim to be geographically diverse. We are reaching more and more places, and the beneficiaries of our assistance are coming from increasingly diverse backgrounds. Director-General Ngozi Okonjo-Iweala recently praised the diverse nature of the group of 12 young professionals from developing countries and LDCs who will spend a year at the organization's headquarters improving their knowledge of trade and contributing to our activities.

In addition to backgrounds and cultures, TA must also be generationally inclusive. From our internship programmes to our Advanced courses, we support individuals, staff, and professionals of all ages. The same goes for our training partners and, of course, our own staff. We should take advantage of the wisdom of seasoned professionals, while at the same time opening the door for the younger generations to start contributing to a better tomorrow.

Ending all forms of discrimination is an essential step but will not be enough. Only by empowering people from all walks of life will they be

able to get a voice in negotiation and decision-making processes. And that is the only path to a prosperous, fair, and inclusive trade environment.

INCLUDING LDCs

Driving change in least-developed countries

Least-developed countries (LDCs) are low-income countries confronting severe structural impediments to sustainable development. There are currently 46 LDCs in the world, of which 35 are WTO Members and eight are WTO Observers. Together, they represent 30% of TA beneficiaries. Fostering their participation in the multilateral trading system is a WTO TA priority.

In this regard, LDC exports shrunk from the onset of the pandemic, although their share of global trade in 2020 (last year for which full data was available) was still at 1.13%. This is a slight decrease when compared to the previous year (1.15%), but still above the 1.07% average used as a baseline in the TA Plan.

The number of documents LDCs submitted to WTO Committees – another useful indicator of their participation in the system – increased in 2021 (see page 32).

In 2021, participants from LDCs accounted for over a quarter (27%) of the overall participation, coming from 42 different WTO Members and Observers, and mainly from Africa. That share increased when it came to interns and young professionals, as more than half of them (57%) were LDC nationals, reaching a 6-year record. The share of LDC nationals among e-learners remained stable in 2021, at 30% (or almost one out of every three).

“These workshops are fundamental for those of us who come from LDCs. They help government officials like me to better understand the multilateral trading system. For example, the learnings on how to benefit from technology transfer from developed countries will be extremely useful.”

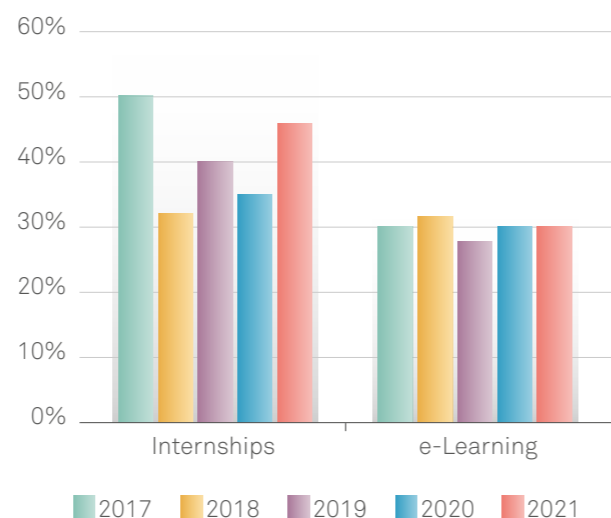


Diana Zafarivelo,
Responsible of the TRIPS dossier, Ministry of Commerce, Madagascar



Trade and Development

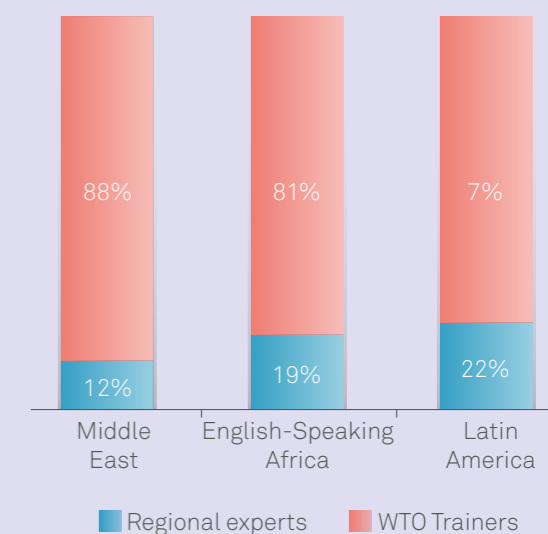
Figure 22. LDCs share of participants (2017-2021)




Involving local and regional experts in TA delivery

Bringing local and regional experts onboard as facilitators is of strategic importance in WTO's TA Plan. Enlisting local and regional trainers enhances participants' ownership of the programmes and enlarges their networks. The strategy also provides context-specific perspectives that can only be exposed by those who work in the country or region. Local facilitators further enhance the grasp of TA content, as participants draw additional motivation from trainers with whom they share socio-cultural backgrounds. Taking the 2021 eRTPCs as examples, Figure 23 shows that regional trade experts amounted to a fair proportion of trainers in those courses.

Figure 23. e-RTPC trainers in 2021



“Meeting experts from the field as well as people from our region who work in trade allows us to generate an important network of contacts for the future.”



Sofia Vargas,
Advisor, Ministry of Foreign Trade, Costa Rica

“The experience with the regional expert was very beneficial in giving us an overview of the trade issues in the region.”



Mouna Bahri,
Assistant Director, Foreign Trade Department, Ministry of Trade and Export Department, Tunisia

PROMOTING WOMEN'S PARTICIPATION

Advancing gender equality through trade

Increasing women's role and participation in global trade is part of WTO TA's mission. Building on the declaration adopted in WTO's 11th Ministerial Conference, in September 2021 the Members involved in the informal group on Trade and Gender approved a specific TA strategy for the subject-matter.

As a consequence, the WTO training programme on Trade and Gender was revamped in 2021 to enhance Members' understanding of how trade and trade rules are shaped by and have an impact on gender issues. The updated programme aims at supporting government officials working in this field. It contains a set of policy tools to support them in policy making, such as concrete indicators for implementing trade rules with gender lens or a map of all types of trade measures taken by Members for women's economic empowerment.

Interest and demand for training on gender issues is growing. Saint Kitts and Nevis, for example, requested a dedicated course on these topics that took place in August 2021 (see page 60). This first-ever activity (as exclusively focused on gender issues) took place in the Caribbean, the region with the traditionally highest rate of female participation in WTO TA activities.

TA on trade and gender



Infographic 8.
WTO TA work on trade and gender



In 2021, a training session on Trade and Gender triggered major interest among interns, who shared thoughts and experiences drawn from their national contexts. This helped fine-tuning the WTO training package on the topic.

The WTO Chairs Programme (see pages 44, 45) also launched several projects on Trade and Gender. For example, the WTO Chairs in Barbados, Chile, and Mexico conducted a joint academic project to improve Members' understanding of the link between their trade policy instruments and gender equality and to help them address gender concerns in their trade policies.

Although female participants were still less than men (46.4%), the gender gap was slightly reduced in 2021. This is a positive development in the context of the pandemic, which increased the burden of care and domestic work that women tend to bear most. Women accounted for the majority of participants in activities with a global reach (53%).

The Caribbean (with 75% of female learners) and Latin America remained the regions with higher female participation. Meanwhile, gender imbalance in participation increased in African and Middle Eastern beneficiaries, where women represented just 31% of activities' attendees. Out of all 2021 participants coming from an LDC, only 35.5% were women.

Figure 24. Gender mix in TA participation (2017-2021)

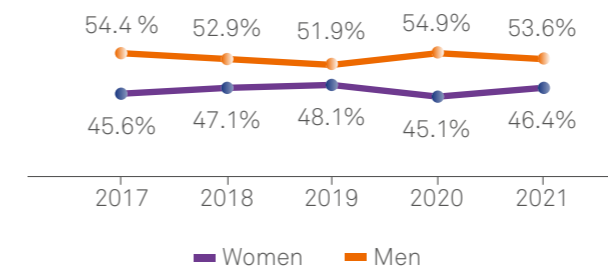
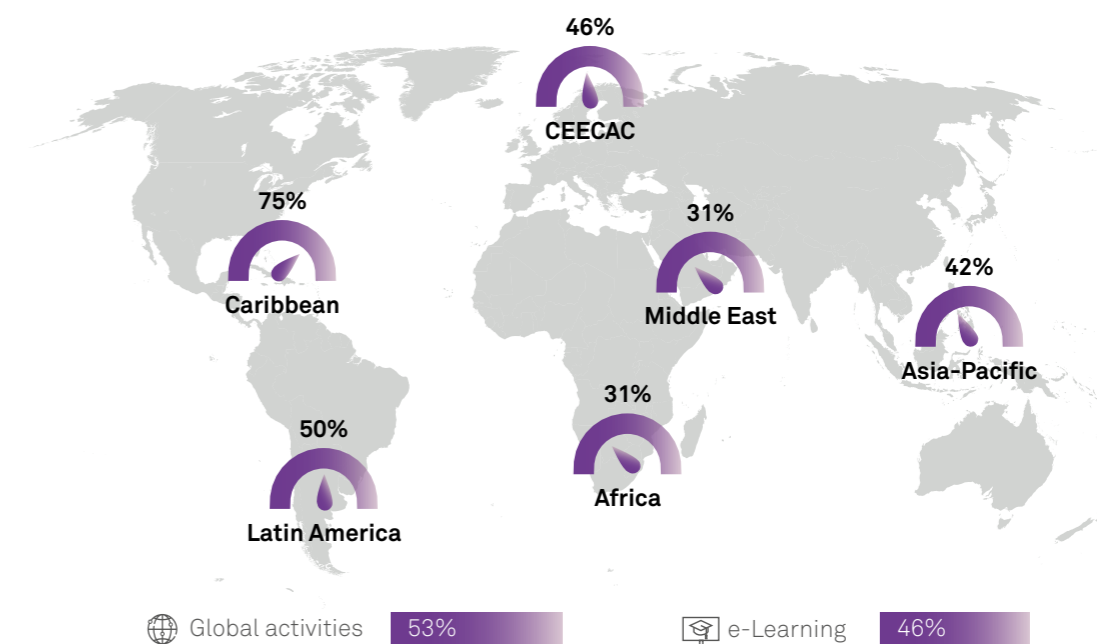


Figure 25. Female participation in TA trainings by region in 2021





Fostering the involvement of women entrepreneurs in trade programmes

A workshop in St. Kitts & Nevis explored the obstacles preventing women from reaping the benefits of international trade

“

The impact of trade is shaped by the structure of markets and institutions... and the gender inequalities that are embedded within them.

“The impact of trade is shaped by the structure of markets and institutions... and the gender inequalities that are embedded within them,” says Latoya Davis, a trade policy officer at the Ministry of International Trade, St. Kitts and Nevis. “Trade policies and agreements influence the opportunities of women – and men – to access and secure employment, as well as to reap the benefits of international trade of good and services,” she adds.

Ms Latoya is one of over 60 government officials from this Caribbean Member of the WTO who attended a training on Trade and Gender in August 2021. The course gave participants a new perspective on how trade can impact women's economic empowerment. Using concrete examples, it helped officials understand why trade rules are not gender-neutral and how the WTO Agreements can be implemented with gender lens for a positive impact on women.

As a Permanent Secretary at the Ministry, Jasemin Weekes works closely with micro, small and medium enterprises. “In this sector, our women play an important role in the economy and international trade and were seriously impacted by the pandemic,” she explains. Ms Weekes feels the workshop allowed her to do some introspection and consider whether the appropriate policy prescriptions were designed to meet the needs of the people. “It allowed me to consider how we can foster a bigger involvement of women entrepreneurs in trade promotion programs,” she recalls.

Indeed, a key takeaway for many participants was the need for policies that prioritize support for women's entrepreneurship. In the words of Natalya Paul, an administrative officer at the Ministry, “ultimately, the issue is whether women are in fact empowered enough and if not, how it could be achieved.” The workshop,



Jasemin Weekes,
Permanent Secretary,
Ministry of International Trade,
Industry, Commerce,
Consumer Affairs & Labour,
St. Kitts and Nevis



Natalya Paul,
Administrative Officer,
Ministry of International Trade,
Industry, Commerce,
Consumer Affairs & Labour,
St. Kitts and Nevis



Latoya Davis,
Trade Policy Officer,
Ministry of International Trade,
Industry, Commerce,
Consumer Affairs & Labour,
St. Kitts and Nevis

Ms Paul said, strengthened her conviction that the removal of obstacles related to shifts in both global value chains and the policy environment – including access to funds, training, and other resources – can remedy the existing gender gap.

The training responded to a demand from the Government and provided officials with new policy tools to help them integrate gender into their trade policies. According to Ms Latoya, the “extensive information and perspectives provided through

these workshops” enable countries to gain knowledge, enhance and sustain a culture of inclusion and equality.



REACHING EVERY REGION

Allowing smooth participation from around the globe

On top of the specific objective of supporting LDCs, reaching a geographically diverse number of beneficiaries is also a goal in WTO TA's endeavour for greater inclusion. In 2021, national and regional workshops or activities were organized for over 100 different Members and Observers from all regions. These activities covered a wide range of aspects (from e-commerce to import licensing, and from trade remedies to gender issues in trade), but always adapting its contents to the regional or national context, thus providing valuable support to host audiences.

Likewise, the Young Professionals Programme and internships candidates (see pages 36-39) came from 44 different beneficiaries from across the world, thus geographically spreading these training opportunities and bringing greater diversity to the programmes. As Director-General Ngozi Okonjo-Iweala put it in her farewell words to the 2021 young professionals: "Your perspectives and experiences have helped to enrich the Secretariat's work, where inclusivity is at the core of our activities."

Infographic 9. National and regional training activities by 'host' country

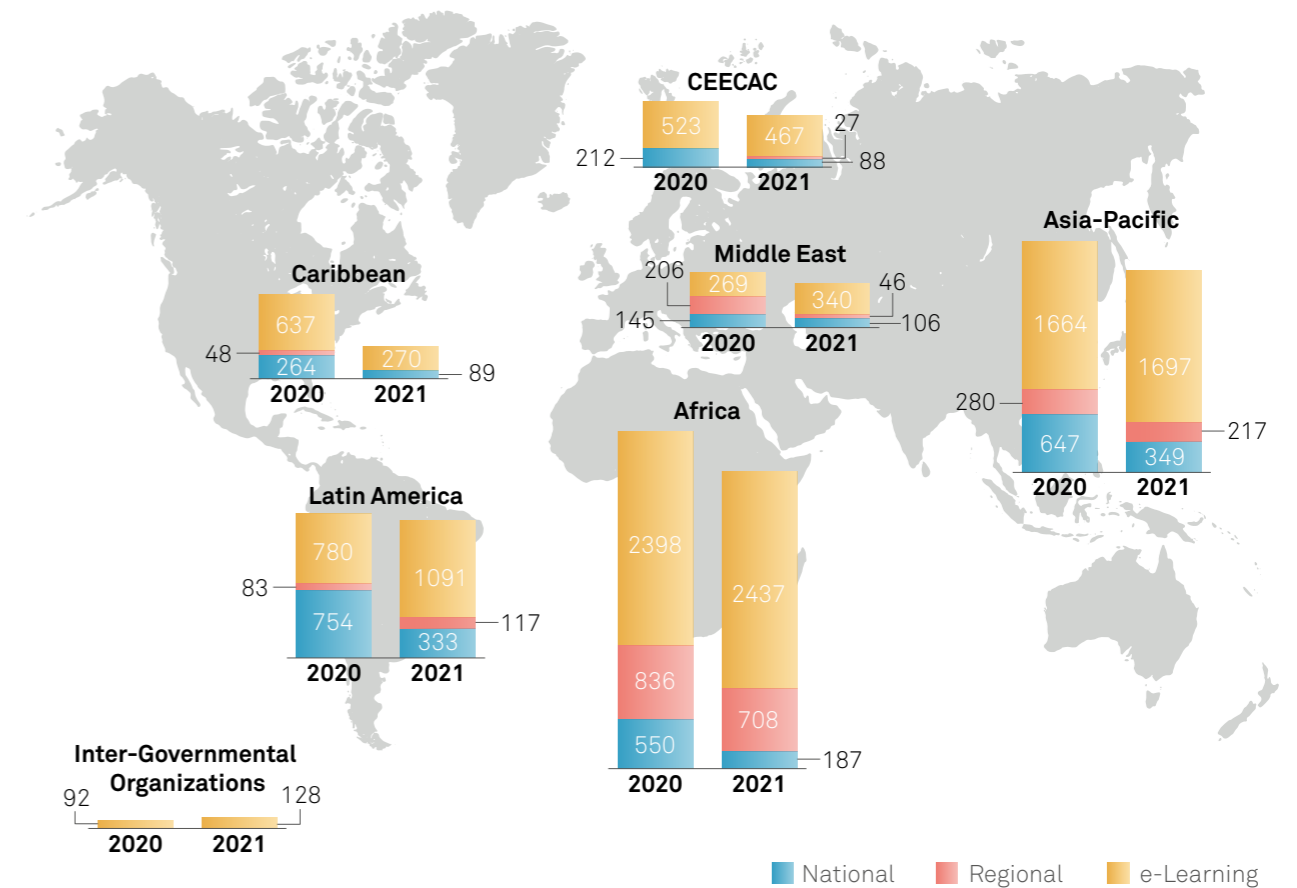


The pandemic-induced turn into virtual learning posed several logistic challenges with varying impacts on participants, sometimes related to their geographical location. Access to reliable Internet connection was one of the outstanding issues, hindering effective participation from certain beneficiaries.

Therefore, in 2021 the Secretariat launched an initiative to assist participants with connectivity problems. Learners in Regional Trade Policy Course for English-speaking Africa received a lump-sum to cover the purchase of additional mobile data bundles or the upgrade of their Internet plans.

In terms of geographical diversity, Africa remained the region with the largest number of participants in TA activities in 2021, followed by Asia-Pacific and Latin America. The overall drop in participation affected all regions, with the Caribbean being the most hardly hit. However, the number of e-learners grew in all regions except in the Caribbean and Central and Eastern Europe and the Caucasus.

Figure 26. Participants by region and type of training (2020-2021)



INCLUSION THROUGH LANGUAGE DIVERSITY

Sustaining multilingualism for a greater outreach

WTO remains committed to promoting a multilingual offer of its TA. For example, the six e-learning micro courses released in 2020 (only in English) were translated into French and Spanish in 2021 to make them accessible to non-English speaking audiences. The short online courses on anti-dumping and services trade were also made available in the three WTO official languages.

In 2021, almost half of all TA Activities – both e-Learning and virtual – were conducted in English (48.8%). This represents a change when compared to previous years, when English used to be the language of use in some 60% to 70% of TA activities. Overall, there was a rise in both the share and the number of activities conducted in languages other than English when compared to 2020 numbers.

As usual, all global activities took place in English or with multilingual interpretation. While the use of French and Spanish was limited to regional or national trainings, it accounted for 23.2% and 24.6% of the activities, respectively (an increase of almost 10 percentage points for each language).

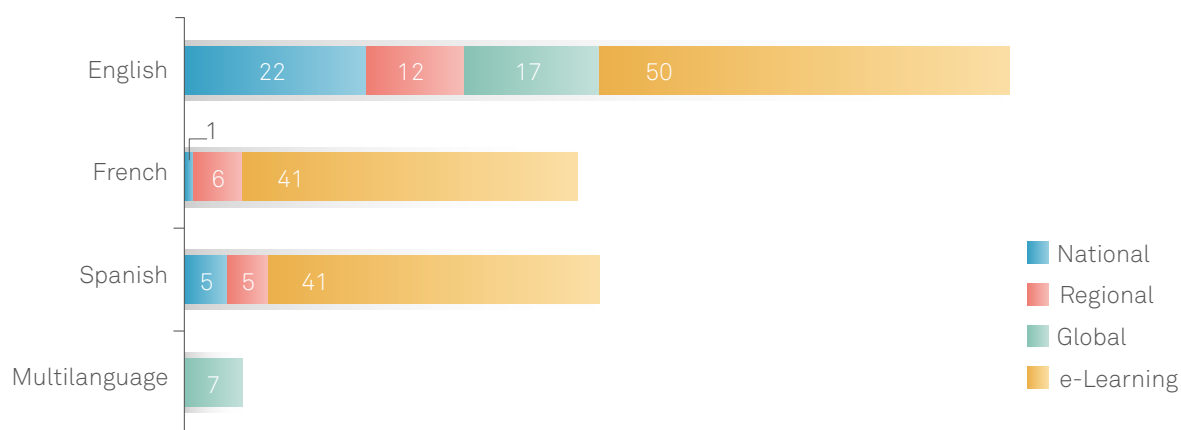
Enhancing interpretation in the three WTO official languages whenever possible was a key recommendation arising from several courses, such as the Advanced Global Workshop on the WTO Agreement on Government

Procurement. Participants in these and other courses suggested that subtitling videos was not as useful as dubbing, as the latter would allow them to listen to the course content while going through other relevant materials. However, the number and share of multilingual activities dropped by more than half when compared to 2020 although providing simultaneous interpretation is easier in virtual settings.

When it comes to e-Learning – monolingual by essence – the number of supporting activities (live questions & answers sessions, etc) in French and Spanish grew by more than a third in 2021. Over 80 percent of the revamped Live Sessions (video encounters aimed at resolving e-learners' doubts that are not considered training activities as such) were multilingual.

Members and Observers must choose one WTO official language for work-related affairs, and the Secretariat tries to accommodate their preferences in TA delivery, so as to promote language diversity. English remains the language of choice of most participants (almost six out of every 10), either in virtual or online courses. Over 16% of learners used French, 11% followed the activities in Spanish, and 14% engaged in multilingual training with simultaneous interpretation.

Figure 27. Number of TA trainings by type and language in 2021



Chapter 3

An evolving curriculum and participation



- The Secretariat continued to train its staff and develop new training materials and pedagogic skills to engineer the pandemic-induced transition to virtual TA
- Overall participation fell by 23%, dragged by the lack of face-to-face courses
- Requests for national activities dropped to a historic low
- The number of officials gaining Advanced level knowledge recovered after a two-year decline

PARTICIPATION LEVELS

Pandemic-related restrictions limited the number of participants

Achieving satisfactory levels of participation in TA activities was a major challenge in 2021. The volatility of the global health situation and the pandemic-related restrictions kept on postponing the return to face-to-face training. Ultimately, such a return did not take place. Except for internships, the Young Professionals Programme and three specific activities, all other trainings took place either online (e-Learning at the students' pace) or virtually. Overall, the number of participants fell by 23% from the previous year, down to 11,425 learners.

The number of learners attending e-Learning courses designed for participants to complete them online at their own pace remained practically identical to 2020. Therefore, the explanation for such a drop in total participation lies in the rest of the TA activities portfolio. It is the drop in participants in virtual courses – face-to-face courses adapted to be delivered virtually – that explains the decrease in participation in 2021. Digital fatigue (see page 76), challenges for work-life balance and lack of time may be some of the underlying causes.

However, this fall should be approached with caution. With the start of virtual activities in 2020, the limits between conferences, symposia and proper training sessions were blurred. This may have led to an overreporting of activities and participation in 2020. A more rigorous approach was taken in 2021 and, under equal conditions of reporting, there was a 17% increase in participation when compared with the previous year.

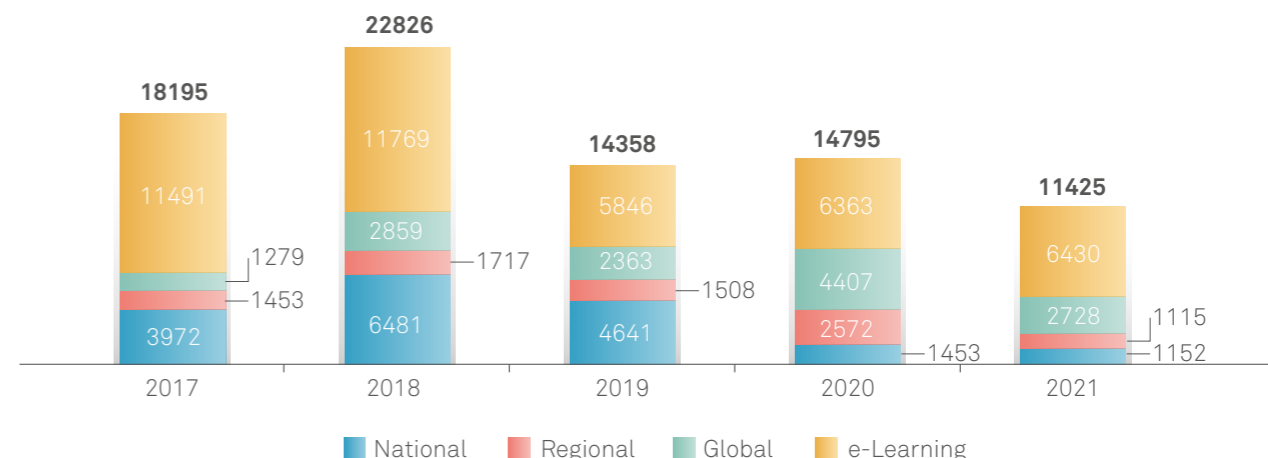
Once again, courses with a general scope attracted the biggest share of participants (33%), followed by standards and market access for goods. This distribution somehow mirrors the TA topic priorities of Members and Observers (see page 69).



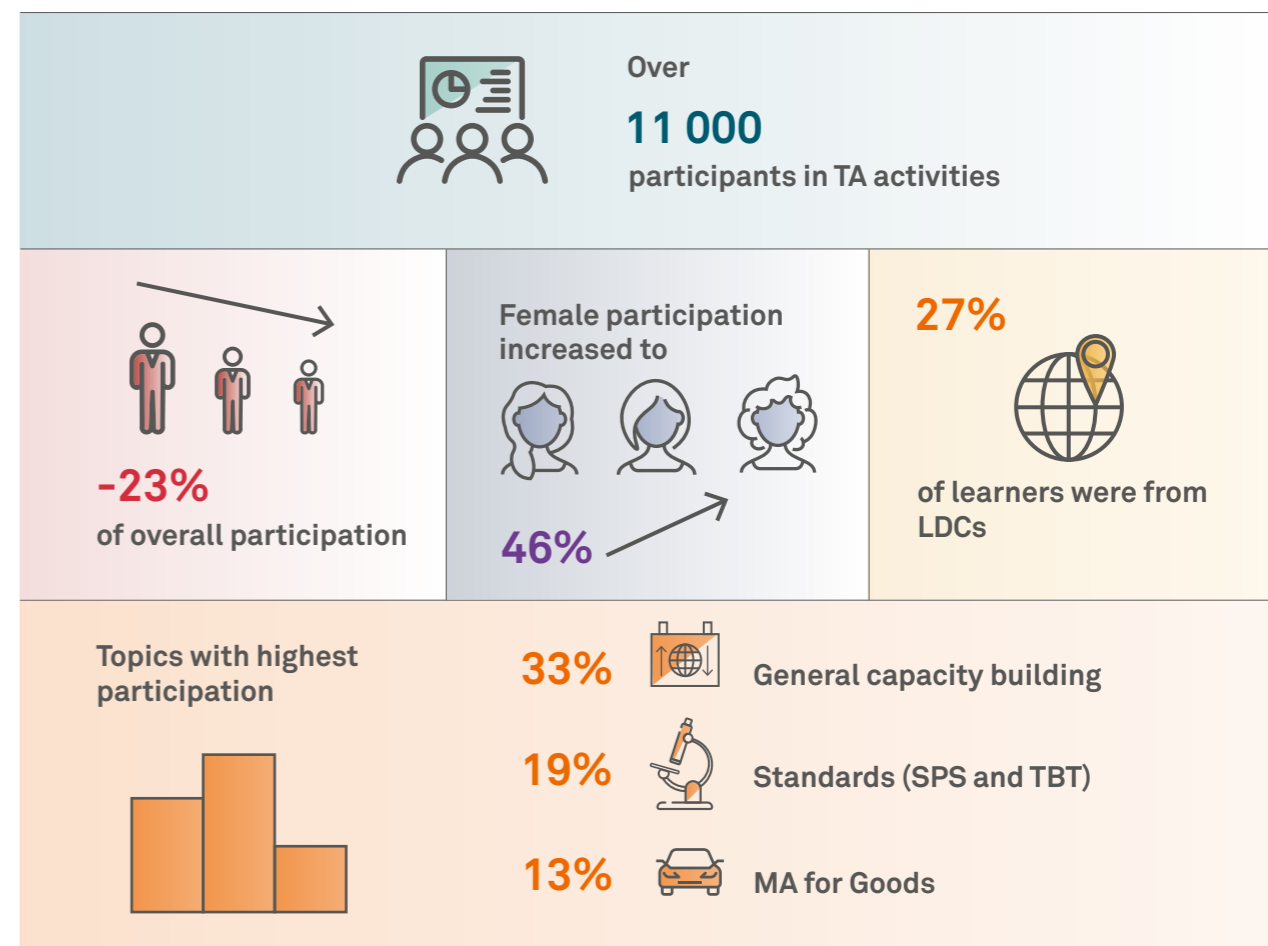
Figure 28. Participation by type of training in 2021



Figure 29. Participants by year and type of training (2017-2021)



Infographic 10. Participation highlights



RESPONDING TO DEMAND

Following beneficiaries needs and priorities

An accurate assessment of beneficiaries' needs and priorities is critical to ensure that WTOTA remains relevant and effective. Regular exchanges with beneficiaries, national activity requests, questionnaires, Trade Policy reviews and diagnostic studies by other organisations help the Secretariat to identify the institutional gaps as precisely as possible.

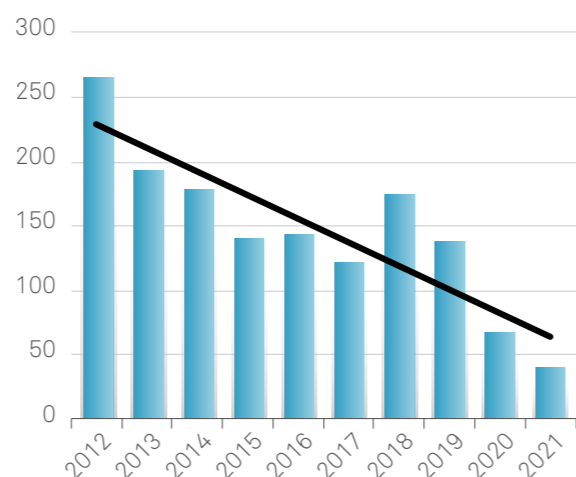
In 2021, 73 beneficiaries responded to the WTO's questionnaire on priorities for the biennial TA Plan 2022-23. The level of demand by beneficiaries allows to group the priorities in three categories. Standards (both TBT and SPS), trade in services and trade facilitation were by far topping the list for a majority of respondents. Agriculture, e-Commerce and market access issues for goods formed a second group, as more than a third of responses identified them as a priority. The third group, getting more than a quarter of responses, included: subsidies, antidumping and safeguards; intellectual property; notifications; and trade negotiating skills.

This priority list shows only minor variations when compared to previous surveys and has apparently not been affected by the pandemic. On the other hand, national activity requests – the best tool to tailor training to the needs of a beneficiary at a given moment – almost disappeared in 2021 (see Figure 30). The Secretariat received approximately a quarter of the requests for national activities it used to register, on average, in the five years preceding the pandemic. Since 2020, beneficiaries have either had other priorities than institutional capacity building in the field of trade or waited for a resumption of face-to-face activities to reinstate their requests.

In the same vein, no TPR follow-up was organised in 2021 despite the full resumption of the Trade Policy Review process after its 2020 partial suspension. These follow-ups can be very effective for Members to implement the reforms they may need after the review.

The Secretariat conducted a topic-specific survey in preparation of two Advanced level activities for specialists, on intellectual property and transfer of technology for LDCs and on SPS. The responses helped assess beneficiaries' understanding of these issues and adapt the programme to address the perceived gaps and better respond to the objectives of these activities.

Figure 30. Requests for national activities (2012-2021)



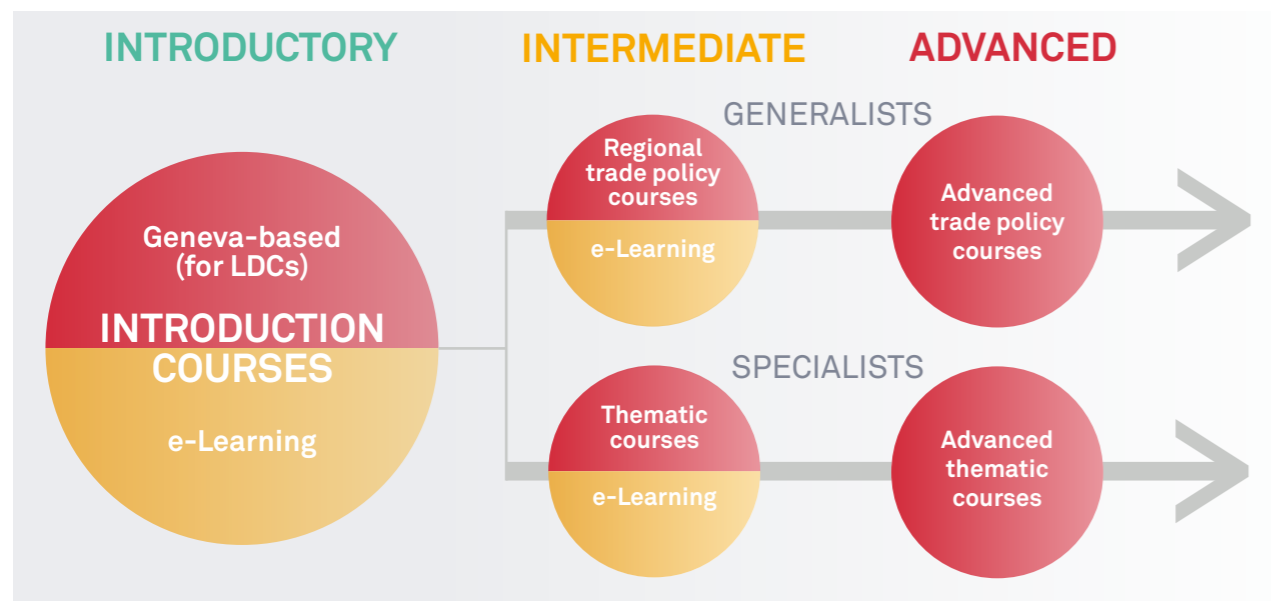
Infographic 11. Beneficiaries' Top TA Priorities for 2022-2023

- 1 Technical Barriers to Trade
- 2 Trade in Services
- 3 Sanitary and Phyto-Sanitary
- 4 Trade Facilitation
- 5 Agriculture
- 6 e-Commerce
- 7 Market Access
- 8 Subsidies/ Trade Remedies
- 9 TRIPS and Transfer of Technology
- 10 Notifications

PROGRESSIVE LEARNING IN ACTION

One step at a time

Infographic 12. WTO TA Progressive Learning Strategy



Since 2013, WTO TA is structured around three levels which progressively take the participants to a higher understanding of trade issues. With this approach, participants engaging in courses at the higher levels already master the necessary elements to follow the lectures and training.

The **Introductory level** offers all participants an initiation to the role, structure and functioning of the WTO, as well as to its economic and legal underpinnings. The online course “Introduction to the WTO” and other e-Learning programmes are the mainstay at this initial level.

The share of beginners being introduced to WTO Technical Assistance through this introductory level almost halved in 2018 and has remained somewhat stable since then.

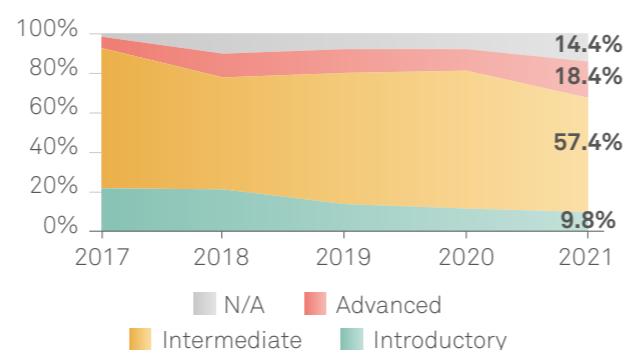
The face-to-face “Introductory Trade Policy Course for LDCs”, traditionally offered in Geneva in view of the particular needs of least developed countries, has not taken place since 2020 due to pandemic related restrictions. A virtual five-week programme was organized for the first time in 2021, replicating a large portion of the in-person introductory course.

The number of learners engaging in **Intermediate level** activities suffered a sharp drop in 2021, most probably due to the expectations that face-to-face trainings would resume and to digital fatigue. Participation in

Advanced level courses, which had been the most affected by the pandemic in 2020, increased by 30% as these activities resumed in 2021 in virtual mode. Subsequently, the share of participants in intermediate activities fell from almost 70% to 56%. However, this level still accommodates most learners.

Given the complexity of tracking participants’ progression through the learning ladder, a complete integration of this strategy is not always possible.

Figure 31. Evolution of participants mix by PLS level (2017-2021)



Different contents for different needs

Besides tailoring courses to participants’ knowledge levels, WTO offers two differentiated learning paths. The ‘generalists’ path targets government officials who will need a broad knowledge of the WTO to conduct their work (e.g., delegates posted to Geneva missions). ‘Specialists’ courses are for officials who will require in-depth knowledge in a specific area, such as technical barriers to trade, or sanitary and phytosanitary measures.

The number of activities for specialists increased in 2021, without recovering its pre-pandemic level. Participants choosing to follow the specialization path continue to be an increasing majority in Intermediate and Advanced levels (71%), as shown in Figure 32.

After registering record figures in 2018, participation in Advanced activities experienced a two-year decline, which started before the pandemic. In 2021, the number of participants in WTO’s highest level of training recovered, outpacing the average of the last 10 years. The flexibility of virtual programmes in accommodating more participants is one of the main reasons for this growth.

Large participation numbers in Advanced courses are a positive indicator of WTO TA success: they mean that a growing amount of government officials is gaining Advanced level trade knowledge and expertise. This capacity-building will allow them to contribute to the implementation of WTO Agreements and the full realisation of Member’s rights and obligations. However, virtual learning still poses some limitations for learners when compared to in-person training.

Figure 32. Pathway choice (2019-2021)
Percentage of overall participants

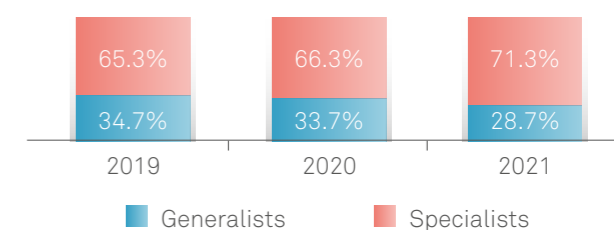

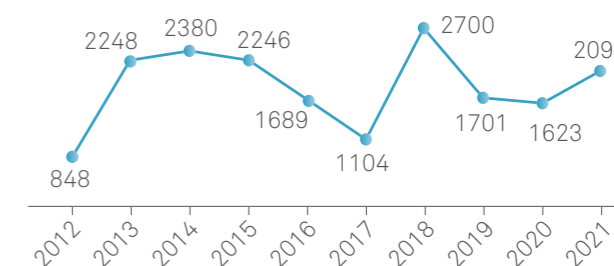


Figure 33. Number of participants in Advanced activities (2012-2021)



Filling the gap in Advanced courses for generalists

The impossibility to organize Advanced trade policy courses (traditionally delivered in Geneva over two months) created a gap in the offer of Advanced training for generalists in 2020.

The size of the unmet demand was revealed when the WTO presented a new learning product in 2021: the **Virtual Executive Trade Policy Course**. The number of applications more than doubled the number of places available, which had to be expanded up to 62. Most participants were senior officials (mainly capital-based) with significant professional experience in WTO issues.

According to both organizers and learners, the results were positive despite the challenges presented by the mode of delivery. “Participants followed the course from their workplace or private home and were not necessarily granted any free time by their employer to follow the activity,” explains Daniel Morales, Course Design and Training Head of Unit at WTO.

“This led to conflicting situations where priority is often given to the professional obligation,” Mr Morales adds. Most of those who take part seemingly agree with Morales, as 96% of them confirmed that they would rather take these courses either on a face-to-face or a blended format.

FIT-FOR-PURPOSE CONTENT

A continuous effort to offer relevant content

As mentioned in other chapters, in 2021 WTO TA had to continue adapting its training offer to pandemic-related constraints. These adjustments in the mode of delivery were combined with efforts to improve the content of the activities and make it more relevant, useful, and accessible to participants

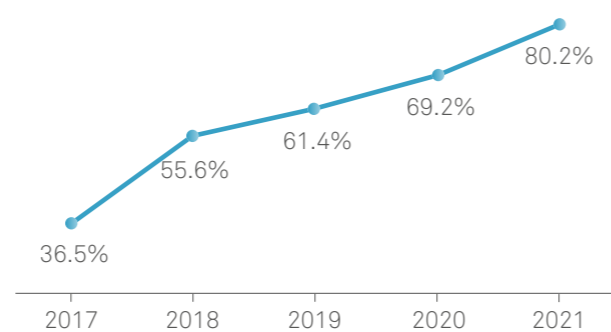
As every year, specific activities were developed on the most pressing trade-related issues. Certain training courses focused on the link between trade and health crisis in general and the significance of trade rules to effectively address the COVID-19 pandemic. The 2021 Virtual Course on Trade and Public Health, for example, explored the diverse range of policy areas that impact on innovation and access to COVID-19 health technologies in developing countries. Several regional seminars on the state of play of negotiations in preparation of the 12th WTO Ministerial Conference were initially scheduled in December, but both the conference and the seminars were postponed.

The Secretariat also established a series of special awards to encourage pedagogical improvements and good practices in the regional trade policy courses. The awards recognize innovative practice, participants' preferred sessions, the best learning module and people or teams providing valuable support. In 2021, the modules on SPS/TBT/Trade & Environment (Arab &

Middle East), Trade Remedies (English-speaking Africa) and Dispute Settlement (Latin America) were granted an award as 'best modules'.

On the side of e-Learning, the emphasis on increasing the interactivity of the content was sustained and all new courses released during the year were interactive. This raised the proportion of online courses adhering to SCORM standards to 80% at the end of 2021. SCORM is a collection of standards and specifications for web-based electronic educational technology that aims at easing the reusage and sharing of contents.

Figure 34. e-Learning courses compliance with SCORM (2017-2021)



VIRTUAL AND INTERACTIVE – THE NEW NORMAL

Expanding e-Learning and virtual TA

As travel restrictions remained in place throughout 2021, the WTO was not able to organize face-to-face TA activities. Long-term internship programmes in Geneva and three activities (one in Geneva and one in Uzbekistan) were the sole exception to this rule.

Under these circumstances, the WTO relied on a combination of virtual activities and online courses to provide TA to beneficiaries. The e-Learning online courses remained available on a 24/7 basis throughout the year, covering an increasingly wide range of trade-related subjects. Interested officials from beneficiaries could register at any time during the year and progress at their own pace, granted that they complete them within two months.

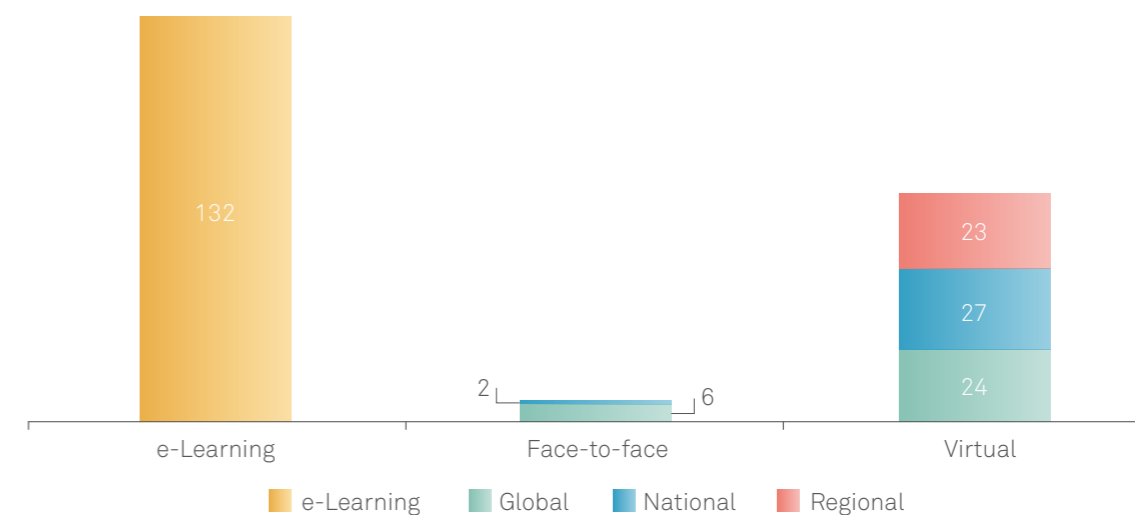
In 2021, 6,430 participants followed online e-Learning courses, marginally more than in 2020. However, engagement levels in these activities have not recovered since the revamping of the platform at the beginning of 2019, when the number of e-L-earners was literally

halved. In 2021, they represented 56% of the total participation in WTO TA in 2021 (+13%), due to lower participation in other activities. The number of courses offered increased from 107 to 131 (+22%).

All new e-Learning products were either micro courses suited for mobile devices or courses focusing on a limited number of issues, which are therefore easier to complete in the time allocated and to digest. Short or micro courses, which hardly existed two years ago, now attract a quarter of the online participants.

As over 39% of all online participants were unable to meet the two-month deadline, the dropout rate increased by 40% compared to 2020. Meanwhile, the share of successful participants obtaining a distinction remained in line with the average of the past five years (54%). The improved standards of the online courses obviously facilitate the transmission of the required knowledge.

Figure 35. Number of trainings by mode of delivery in 2021



The Secretariat quickly realised that the pandemic would not be a mere blip in time and continued to train its staff to deliver TA through the new virtual means and to develop new training materials and new pedagogic skills. Regional Trade Policy courses turned virtual in 2020; in 2021 it was time for another set of activities to be held virtually for the first time: the Advanced Executive Trade course, the Introduction to WTO for LDCs course, and the Advanced Workshop on Agriculture Notifications are a few examples.

These activities relied on short synchronous sessions with the participants, who had to prepare for them through personal work on repackaged materials. All agree that although these activities cannot cover as much ground as face-to-face courses nor achieve the same objectives, they constitute a much-appreciated stop-gap measure.

The virtual delivery mode itself limits the ability of participants to interact with each other and with teachers, without the number of participants having a decisive impact on this interactivity. Therefore, the average participation (30 people in face-to-face activities) was increased up to 80 learners in virtual activities, thus reaching a wider public through a limited number of activities.

“**The national workshop on Rules of Origin for Cambodia showed some of the benefits of virtual training. Delivered on two different dates, after the first session participants could digest their learning, exchange emails and materials and send follow-up questions that were addressed a few weeks later in a tailor-made session. Logistics would have made this scheme much more complicated in a face-to-face setting.**

“**Moving from in-person to virtual activities showed us how critical our interactive tools were to maintaining participants’ engagement. Using polling questions, hands-on training, and break-out group exercises, we were able to keep participants active and connected with each other, especially thanks to the availability of interpretation!**



Darlan Marti,
Market Access Division,
WTO



Rolando Alcalá,
Agriculture and
Commodities Division,
WTO

Infographic 13. Types of activities by mode of delivery

	<p>ONLINE COURSES (E-LEARNING)</p> <p>Available through the internet on a 24/7 and self-service basis; they involve essentially self-study at one's own pace and limited interaction between participants and with trainers; they are by and large a pre-defined one-size-fits-all product.</p>
	<p>FACE-TO-FACE ACTIVITIES</p> <p>One-off learning experiences (with fixed-dates, invitations, etc.). They are generally tailor-designed for a closed group of participants, and comprise a mixture of self-study, live sessions, group work, etc. Participants and trainers are physically gathered in the same place, making live interaction easier and more frequent. All participants move roughly at the same pace through the same content.</p>
	<p>VIRTUAL ACTIVITIES</p> <p>Replication of face-to-face activities through the internet due to pandemic-related travel restrictions. Regular interaction between the participants and with trainers is essential to tailor the activity to the needs of participants. Live webinars and other virtual sessions have replaced in-person gatherings.</p>
	<p>ON-THE-JOB TRAINING</p> <p>Internship programmes and the Young Professionals Programme allow mid-level government officials and young professionals to 'learn-by-doing' as they work either at the Secretariat or with their countries' representations to the WTO. Internships are a very particular type of technical assistance, lasting ten months on average.</p>

Real-time support for e-learners goes live

The interactive written chat sessions hosted by the e-Learning team were migrated to video conferencing in 2021 to boost interactivity and participation. Organized through Zoom, these sessions are now called “Live Sessions” and their format has been revamped and upgraded to suit the video conferencing environment. These video encounters are not considered training activities as such - they help e-learners resolve their doubts on the online courses they are following or

on specific WTO issues. A total of 1,355 participants attended the 71 Live Sessions organized in 2021, which were held at different times to ease participation from all time zones. Most participants deeply appreciated the possibility to follow Live Sessions through their mobile devices, which was not possible before.

Coping with digital fatigue

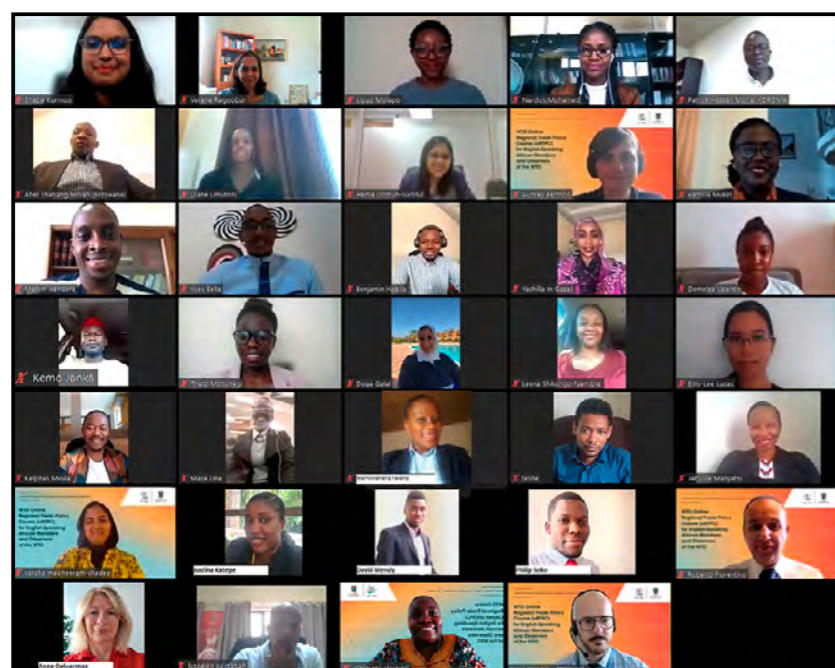
Since the outbreak of the COVID-19 pandemic, video conferencing, online meetings and virtual learning went from an alternative to a necessity. Although there is still scarce research on the effects of expanded digital conferencing and professional life turning almost completely virtual, terms like 'digital fatigue' and 'screen exhaustion' have gained visibility, especially in 2021.

As not only WTO TA, but the whole workplace turned virtual for many beneficiaries, participants in different virtual activities have also mentioned fatigue due to spending so many hours a week in video conferences. Following virtual training on top of their work added more hours of watching videos, reading materials, and connecting to mandatory online sessions. On top of this fatigue, working and studying from home rather than following courses in-person presents additional challenges, like competition for time between work priorities and learning, or the lack of an adequate learning environment at home.

The lower number of participants in virtual activities compared to 2020 may be a consequence of this increased competition for the learners' time, once the physical barrier between working and learning – which used to result from having to travel to a different location to follow TA – has disappeared. Members and Observers insisted on every occasion about the persistence, or even increase, of their TA needs, but the availability of their staff seems to be lower since the beginning of the pandemic.

The pandemic-induced boom of digital trainings of all kinds and the subsequent increased competition for learners' 'screen hours' also had an impact in e-Learning results. Traditional online courses, which participants could follow at their own pace, registered higher dropout rates, as an increasing number of e-learners were not able to complete their course in the allocated two months in 2021 (see page 27). Overall performance among successful e-learners was however better than in 2020, which suggests that digital fatigue is behind the increased dropout, rather than content issues.

Taking this phenomenon into account, the e-Learning team created lighter micro courses that could be followed from mobile devices, and organised dedicated Live Sessions (see page 75), study tips and motivational e-mails to encourage participants to complete their courses.



Incentivising interaction through lobby sessions and other innovations

Keeping learners engaged in a virtual environment is a mammoth task. With virtual and e-Learning modes of delivery seemingly here to stay, innovations that enhance participants' engagement have been deployed with a view to boost performance.

Examples of such efforts within WTO TA courses include lobby sessions, the use of real-time feedback tools, speed networking, round table discussions and virtual cocktails. Lobby sessions are virtual meetings in which participants interact with experts from other multilateral and regional trade-related organizations, focusing on how such institutions impact their domestic trade activities. Real time feedback tools such as Mentimeter allow participants to express an opinion or respond to a question on the spot and instantaneously display the responses.

Interactive innovations are embedded in course curricular. Increased interactivity and human connection enhance course content uptake and subsequently performance rates. Bonding and networking create a relaxed and conducive environment for effective bidirectional communication and grasp of course content.

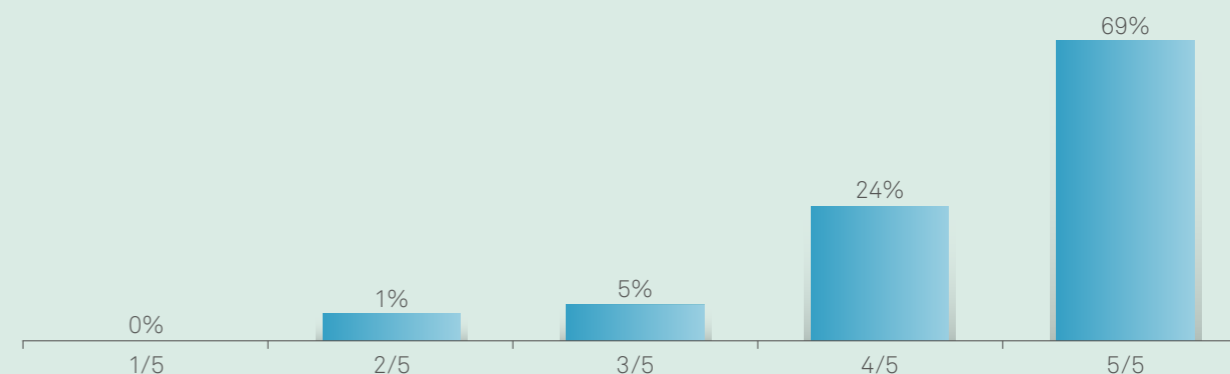
The 2021 pilot lobby sessions generated remarkably positive reviews among participants. Performance evaluation results from two e-Regional Trade Policy courses (eRTPCs) show that 93% of attendees rated lobby sessions as either 4 out of 5 or 5 out of 5 (see Figure 36).

Feedback from eRTPC participants confirmed this. Kwather Guda from Sudan, noted that polls, quizzes, informal environments, and prompt responses to chat box questions made the experience feel "real". Another participant agreed: "The mixed bag of interactive learning tools and aides, including the polls and Mentimeter, made it a lot less monotonous". Varsha Mooneeram-Chadee, the eRTPC facilitator from Mauritius, felt that online social events like virtual cocktails fostered networking between participants and facilitators, enhancing course content uptake: "interactions with international institutions relevant to the context and region are very pertinent", she added.



Varsha Mooneeram-Chadee,
Member of the academic
coordination team,
University of Mauritius

Figure 36. Participants' rating of lobby sessions in 2021



Regional Trade Policy Courses stay virtual

Keeping with WTO's demand driven TA approach, three Regional Trade Policy courses were conducted virtually in 2021, with participants from 35 Members and Observers. Regions covered included the Middle East, English-Speaking Africa, and Latin America, carrying 68% of female participants.

As per tradition, these e-RTPCs exploited partnerships with regional institutions and experts to further customise content to participants' needs. In this regard, Colegio de Mexico and University of Mauritius played central roles in course delivery with over eleven other institutions such as the International Trade Centre, the Interamerican Institute for Cooperation on Agriculture,

the Arab Monetary Fund or UNECA's Africa Trade Policy Centre actively participating in round table discussions and interactive sessions.

Efforts to optimise virtual RTPCs were well-received: numerous innovations (speed networking, lobby sessions, etc.) were positively reviewed by both participants and facilitators, noting increased bonding and networking during the course. Further, the reference period registered positive participant performance with a 97 percent completion rate, 41 percent of whom graduated with distinctions.

The future of learning partnerships in the age of online training

Two regional course coordinators reflect on the transition to the virtual space

"It was adapt or perish!" says Varsha Mooneeram-Chadee, when asked why she engaged in delivering the Regional Trade Policy Course virtually. After working with WTO in organising face to face trainings in the past, Mrs Mooneeram-Chadee, a lecturer from the University of Mauritius, embarked herself in the virtual course for English-speaking government officials from Africa that took place over 14 weeks from May to August. The motivation of Álvaro Baillet, from the College of México with the same experience as his colleague for Latin America, was to contribute to the "normalization" of this sort of activities in the wake of the pandemic.

"We were curious to find out to what extent the lack of physical contact between professors and students would have an impact on the courses' uptake and results," Mr Baillet recalls. He observes that networking among participants is obviously limited and therefore suggests looking for new ways of interaction to build those relationships. "Otherwise, it may end up being a one-direction process in which trainers speak while the others are just an electronic image that disappears at the end of the session," he argues.

In the course for English-speaking African WTO Members and Observers, for example, organizers tried to provide for that networking space through WhatsApp groups, a "meet and greet" session and a "virtual cocktail", fostering an informal environment outside of the virtual classrooms.

Both course coordinators agree that the virtual format does not leave space for improvisation. "Planning and rehearsing are key to the success," says Mrs Mooneeram-Chadee, "and you need to continuously keep participants engaged." Mr Baillet insists on the need to carefully design every detail, down to the smallest technical detail.

Hybrid courses seem like a right mix for the way forward, according to both coordinators. "It would enrich the face-to-face learning with elements like the Virtual Round Table, which has a higher value for the region, and the online lobby sessions that allow interaction with international institutions relevant to the context," says the expert from Mauritius.

Mr Baillet also sees advantages in opening up the digital space – cutting costs and allowing for participation of those who might not be able to travel – but calls for not ending in-person trainings. "As they say in the United States, 'If ain't broke, don't fix it,'" he says.



Álvaro Baillet,
Member of the academic
coordination team,
College of Mexico

A comprehensive (virtual) look into common trade policies and challenges for Middle Eastern parties

Participants in an RTPC share their experience with remote learning on regional issues

"The learnings of this course will help me in my work at the Committee preparing my country's accession process to WTO," says Kawther Guda, Director Assistant at the Ministry of Industry and Trade of Sudan. "It will also strengthen my contributions to the formulation of our national trade policy in the context of multilateral trade." Ms Guda is one of the 16 government officials from WTO Middle Eastern Members and Observers who took part in what was the first Regional Trade Policy Course conducted virtually for this region.

"We all know that change is hard, especially when you need to adjust to a new system of learning," Ms Guda continues, "but I have improved my virtual communication and collaboration skills and enjoyed the opportunity to set my own learning-pace." As it has been the norm since the start of the pandemic, this regional course had to turn virtual to ensure that beneficiaries could take part despite health measures preventing travelling and in-person gatherings.

The online methodology struck a good balance between self-study and live webinars, allowing participants to take their time to digest contents. "This course has shown us that there are always alternatives to continue operating," says Zainab Al-Zadjali, director of Marketing in the Ministry of Agricultural Wealth, Fisheries and Water Resources of Oman.

Practical exercises and live discussions also strengthened participants' negotiation skills on a wide range of trade topics, according to most of them. Many praised the opportunity to connect with colleagues from other countries, despite the occasional issues caused by unstable Internet connection.

These programmes are conceived as Intermediate courses for generalists with a specific regional focus for government officials who have already completed introductory training. The regional trade policy context was largely covered with the participation of trade

practitioners and academics from the region and a round-table discussion involving key trade negotiators, decision makers and private sector representatives. "This has supported our ability to formulate trade policies that serve the common commercial goals of Arab countries", explains Antisar Al-Rubai, a legal counsellor at the Ministry of Trade of Iraq. "We got to analyse the trade policies of different WTO Members and consider their various repercussions." Ms Al-Rubai and her female colleagues accounted for three-quarters of the participants.

"Before joining the course, understanding the Agreements on the Application of Sanitary and Phytosanitary Measures and Technical Barriers to Trade was a challenge in my work in the Ministry of Commerce and Industry" recalls Salma Binmutlaq, from Kuwait, thankful for the knowledge she acquired. Ms Binmutlaq is committed to pass on her learnings to other colleagues – especially to newcomers – to enhance her government's capacities when it comes to trade agreements.

“
This course has shown us that there are always alternatives to continue operating.”



Zainab Al-Zadjali,
Director of Marketing,
Ministry of Agricultural
Wealth, Fisheries and Water
Resources, Oman

WTO PARTNERSHIPS IN ACTION

Working together with others to optimize training efforts

Partnerships are a powerful tool to optimize efforts amongst “like-minded” institutions in the execution of capacity-building programmes. In the year 2021, WTO partnered with 51 institutions (from multilateral organizations such as the World Bank and the World Health Organization, to independent foundations such as Friedrich-Ebert Stiftung). WTO TA activities linked to partnerships reached over 2,300 beneficiaries.

Depending on each activity, the role played by WTO and its partners varies. With the general shift from face-to-face activities to virtual delivery, some partners that had previously focused on operational aspects of programme delivery have relinquished this function to WTO, refocusing their efforts on programme content development.

Partner contributions to WTO-led efforts are classified into four categories: substance (the content being delivered); costs (budget sharing); logistics (operational arrangements); and outreach with non-traditional WTO audiences. Figure 38 highlights partners' share of contributions to WTO TA efforts by category.

In addition, the WTO also contributes to TA activities led by other institutions. For instance, by organizing a webinar on the Agreement on Government Procurement in the context the International Telecommunication Union's SME Masterclass series. Other such partnerships in 2021 included collaboration with the Asia-Pacific Economic Cooperation, the IDEAS Centre, the World Intellectual Property Organization and the Organization of the Islamic Conference.

Figure 37. Number of partners and number of joint activities (2017-2021)

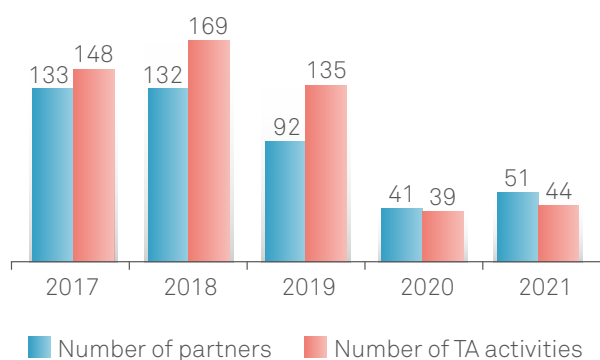
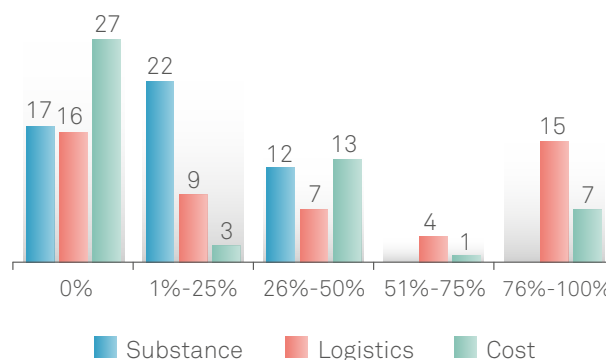


Figure 38. Partners' contribution to courses by type of contribution in 2021



A partnership for reliable statistics

WTO TA partnerships can take many forms. Some are bilateral and transient while others involve multiple parties and long tenures. For example, the joint training programme of the United Nations Conference on Trade and Development (UNCTAD), the United Nations Statistics Division (UNSD) and the WTO builds the

capacities of producers and users of international trade statistics through a blended learning approach. This partnership emerged from the need for accurate and consistent trade statistics that preserve detail and comparability while maintaining broad country coverage.

Chapter 4

Evolution of management and resources



- 2021 recorded the lowest level of voluntary contributions in over 20 years as several donors held back, pending the resumption of normal TA expenditure
- The key drivers of TA expenses in 2021 were internships, staff costs and the WTO Chairs programme
- The TA management online tool (TAMS) continued its evolution despite some delays

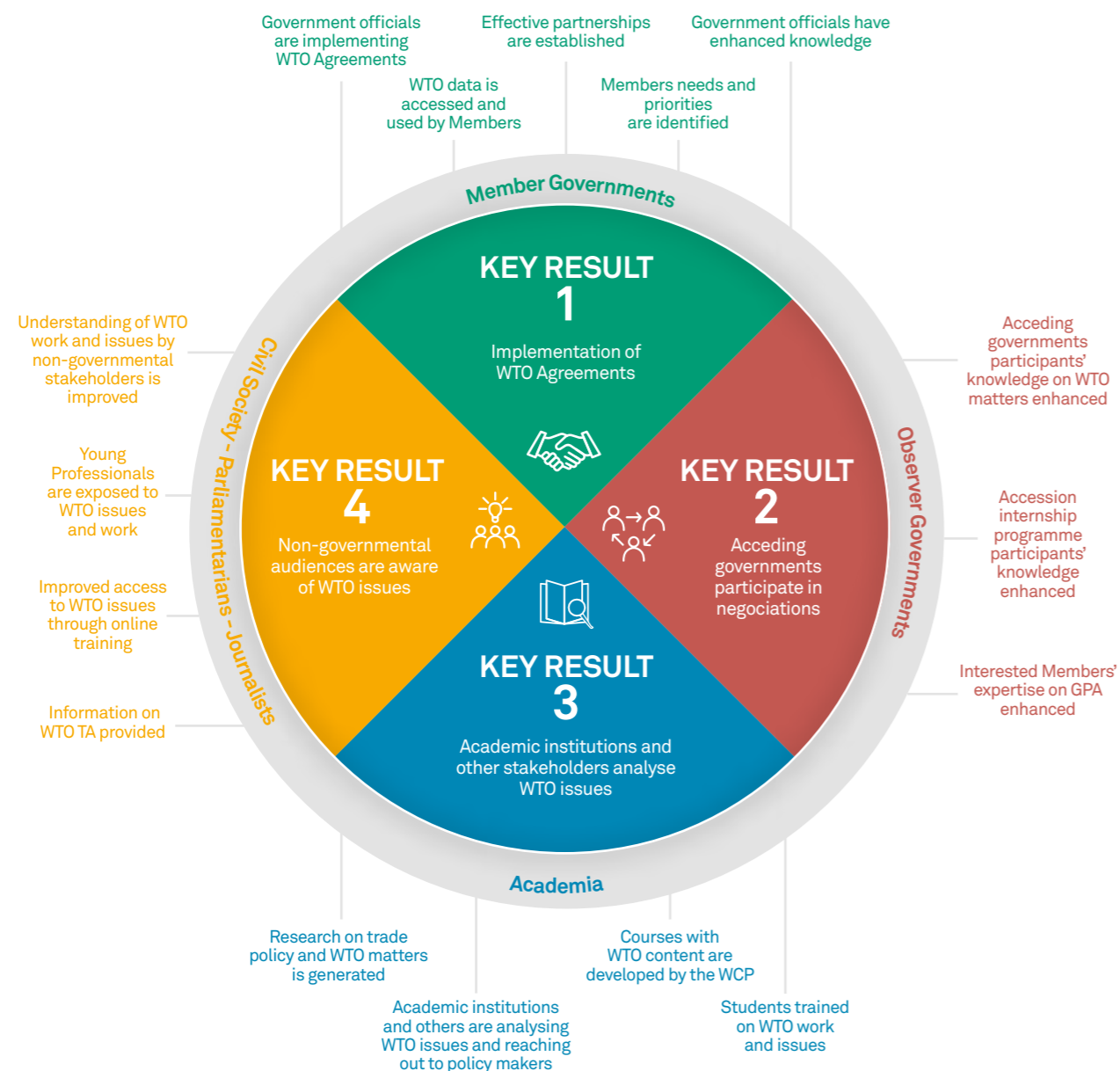
A FRAMEWORK FOR RESULTS

WTO TA is designed following a Result-Based Management (RBM) approach, approved by the Members in 2013. It focuses on achieving measurable results through improved planning, decision-making, transparency and accountability.

The TA Plan focuses on defining and measuring the Secretariat's contribution towards agreed Outputs

and the achievement of four Key Results (see page 24). To do so, it identifies sound performance indicators and targets for measuring progress towards achieving them. The Secretariat strives to ensure that all TA activities contribute to achieving the expected outputs that feed into the established Key Results.

Infographic 14. WTO TA Framework for impact



RESULT-BASED MANAGEMENT

Since the adoption of the RBM, TA plans outline the three result levels and their causal relationships through a Logical Framework Matrix, or logframe. This matrix provides the detailed performance indicators, baseline values, targets, evidence, and assumptions that guide the design and implementation of the TA Plan and help to measure achievements. (See Annex 1)

The logframe serves as the foundation to monitor and evaluate progress towards the expected results. It forms the backbone of TA annual reporting to Members around which performance is analysed and achievements are

identified. Monitoring is carried out by the programme managers, organizers, and trainers who focus on activities' immediate outputs, and ultimately by the Monitoring & Evaluation section of the Secretariat.

Biennial Technical Assistance and Training plan 2020 – 2021



The new management system: work still in progress

The WTO TA Management System, or TAMS, is the online tool that allows effective monitoring and evaluation of TA activities, and therefore adherence to the RBM approach. Thanks to TAMS, online availability of TA data has increased transparency and accountability, while making TA management more efficient.

For instance, Back-to-Office Reports from trainers, a cornerstone of TA evaluation, can be fully managed through TAMS. This has streamlined the uptake of recommendations for improving trainings.

TAMS is however still evolving to include new functionalities and enhance its accessibility and user experience. In 2021, the initial workplan experienced some modifications and delays as new consultants had to be hired to continue with the planned evolution.

Nevertheless, the dashboards available in TAMS were enriched in 2021 with four additional infographics that show activities, days of training by mode of delivery, women participation, and participation by mode of

delivery. A report on participation in TA activities was specifically developed for beneficiaries, providing them with access to all activities in which they participated and to the lists of their participants in these activities, as well as to their own national requests for TA.

TAMS reports were also streamlined, and some internal developments included the addition of new experts' remuneration levels (to facilitate the preparation of budget estimates) and the inclusion of a distinction between active and inactive Members and Observers.

TAMS



TA EXPENDITURE

Lower spending due to the pandemic

As in the previous year, 2021 COVID-19 restrictions inhibited the implementation of face-to-face TA activities and consequently minimised expenditure for the year. Unlike their face-to-face equivalents, virtual TA activities do not require anyone to travel, which significantly reduces their direct variable costs. The transition to virtual TA led to a change in the nature of the expenses, as travel costs were replaced by higher staff costs to invest in the development of new training materials and pedagogical tools better suited for virtual learning.

As shown in Figure 39, TA expenses have plummeted since the beginning of the pandemic. Comparing 2021 with 2019, the last non-pandemic year, TA expenses have decreased by 62%. 2021 saw a further 20% drop relative to 2020, with Trust Funds and the Regular Budget expenses dropping 14% and 70%, respectively. When the confinement was enforced in mid-March 2020 to combat the pandemic, 26 face-to-face TA activities had already

been implemented. The absence of any presential TA activity in 2021, beyond the five long-term internship programmes and three accession related activities, explains the further reduction of TA expenses registered during the year.

A direct consequence of the 62% drop in TA expenses was that the unearmarked year end balance resurged above the target amount for the following year (see Figure 40). This guarantees full implementation of the TA Plan in 2022. Another unintended consequence of low TA expenditure was the temporary suspension of voluntary contributions by donors as the liquidity of the trust funds did not justify boosting the TA cash reserves of the WTO. This led to 2021 recording the lowest voluntary contributions in over 20 years. Donors however stand ready to resume their voluntary contributions as soon as the liquidity of the trust funds justifies it.

Figure 39. WTO TA expenses (2012-2021)

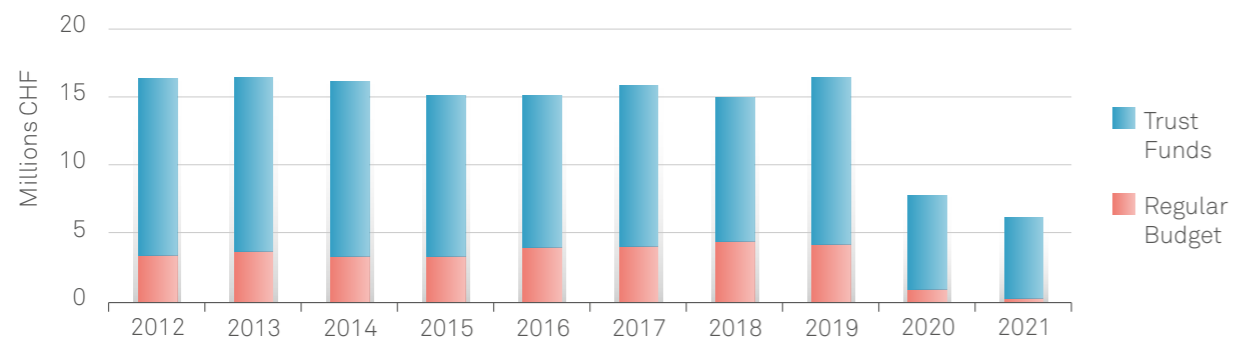
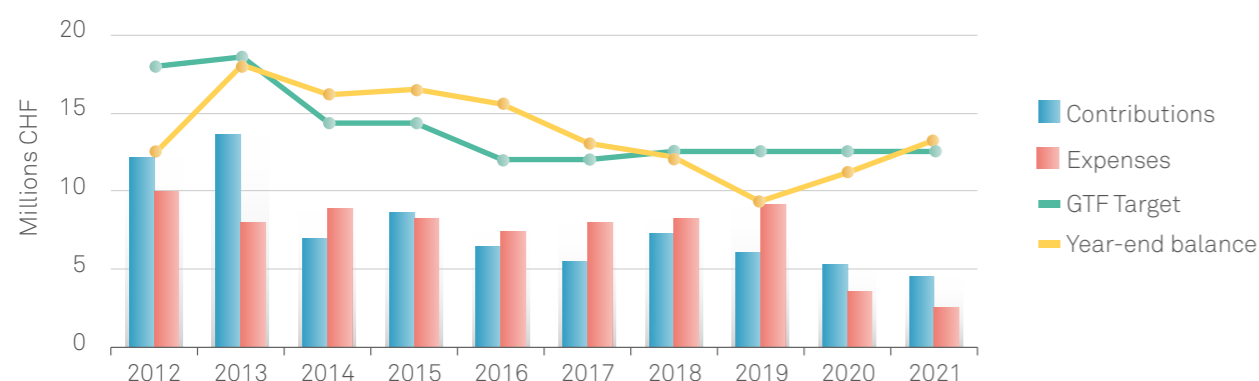


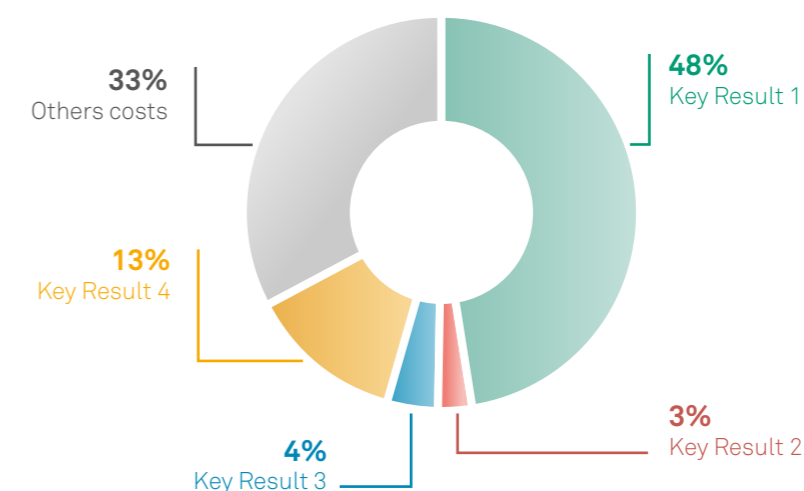
Figure 40. Unearmarked funds (2012-2021)



Analysed by TA Key Results, Figure 41 shows that Key Result 1 carried the largest share of expenses with 48%, three-quarters of which were towards two internships: the Netherlands Trainee Programme and the French-Irish Missions Internship Programme. The resources in the Regular Budget and unearmarked contributions were the most underspent under this Key Result, a logical consequence of the disappearance of most face-to-face TA activities. On the contrary, the Other Trust Funds budget was overspent by 4%, owing to over expenditure in the Netherlands Trainee and French Irish Missions Internship Programmes. Long-term internships in 2021, as in 2020, were not affected by the pandemic as their long durations justified subjecting participants to the pandemic travel requirements. Staff costs were not affected either, as engineering the transition from face-to-face to virtual TA required a lot of staff time.

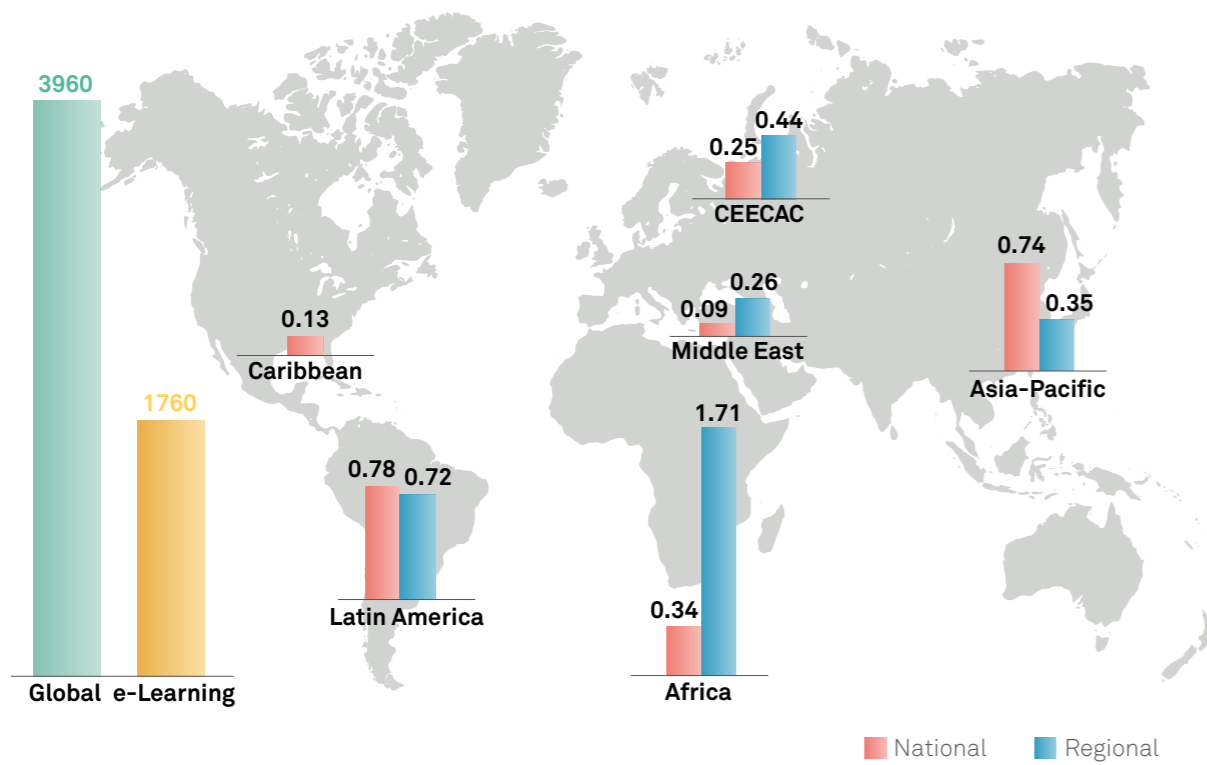
Key Result 2 carried 3% of the TA expenses, of which 88% went towards China's LDCs and Accessions Programmes, namely, Accession Round Table Meetings and Accessions Internship Programme. The Regular and GTF budgets in this Key Result were both not expensed, with the Other Trust Funds budget expensed to the tune of 36%. Key Result 3 carried 4% of the TA expenses, of which 87% went towards the WTO Chairs Programme. The Regular budget was not expensed in this Result Area while the Other Trust Funds did not carry any allocation. Lastly, Key Result 4 carried 13% of the TA expenses, of which 88% went towards the WTO Young Professionals Programme. In this regard, the Global Trust Fund budget, financier of the programme, was expensed at 46%. Other Expenses, specifically, staffing (L-Posts), implementation of the Results-Based Management and development of e-Learning courses carried 33% of the TA budget, with staffing carrying 79% of the expenditure. The Regular budget under this category was overspent by 173% while the Global Trust Fund budget underspent by 29%.

Figure 41. TA expenditure by Key Result in 2021



In summary, the 2021 TA budget was underspent by 74%, with the Other Trust Funds budget having been the most expensed at 93% while the Global Trust Fund and Regular Budget were expensed at only 20% and 6%, respectively. Figure 42 shows the distribution of TA expenses by region.

Figure 42. Activity expenses by region in 2021
(thousands of CHF)



Annexes



ANNEX 1. MAIN RESULTS MEASURED IN 2021

The information contained in the Measure and Assessment columns in this annex summarises the analysis of the results of TA performed by the Secretariat, based on the Logical Framework adopted by Members as part of the TA Plan for 2020-21. The statements included in the table do not present any background or explanation of the circumstances or reasons leading to the measured result. Therefore, they should be read in conjunction with the more comprehensive analysis provided in the rest of the report. The following codes have been used in the table:

- Target met: the target identified in the TA Plan logframe has been fully met or has been exceeded;
- Target partially met: the target identified in the TA Plan logframe has been missed by a small margin, as significant progress has been made towards its achievement;
- Target not met: the target identified in the TA Plan logframe has been largely missed and progress towards its achievement has been limited;
- Data not available: the data available to the Secretariat is incomplete, if not missing completely, or is not reliable or strong enough to support a conclusion one way or the other;
- Not applicable (N/A): The TA activities which should have been used to measure results did not take place, depriving the Secretariat of an assessment basis.

Expected Results	Indicators	Baseline	Targets	2020 Measure	2020 Assessment	2021 Measure	2021 Assessment
Impact							
Developing and LDC Members are benefiting from their active participation in the WTO	Share of developing Members' total trade (imports and exports)	2015-17 average: 40.4%	> 40%	2019: 41.10%	Target met	2020: 41.7%	Target met
Developing and LDC Members are benefiting from their active participation in the WTO	Share of LDC Members' total trade (import and exports)	2015-17 average: 1.07%	> 1.00%	2019: 1.15%	Target met	2020: 1.13%	Target met

ANNEX 1 – MAIN RESULTS MEASURED IN 2021

ANNEX 1 – MAIN RESULTS MEASURED IN 2021

Expected Results	Indicators	Baseline	Targets	2020 Measure	2020 Assessment	2021 Measure	2021 Assessment
Key Result 1 – Outcome							
1: Government officials are implementing WTO Agreements and fully realising Members' rights and obligations	Number of documents submitted by beneficiary developing Members to WTO Bodies	Annual average 2016-18: 537	Increase	534 documents	Target partially met	642 documents	Target met
1: Government officials are implementing WTO Agreements and fully realising Members' rights and obligations	Number of documents submitted by beneficiary LDC Members to WTO Bodies	Annual average 2016-18: 82	Increase	113 documents	Target met	131 documents	Target met
1: Government officials are implementing WTO Agreements and fully realising Members' rights and obligations	Number of outstanding notifications by TA beneficiary Members	28 per beneficiary Member on average in 2016-18	Decrease	26.36 outstanding notifications	Target met	21.82 outstanding notifications	Target met
Key Result 1 – Output							
1.1: Government officials have enhanced knowledge about the WTO Agreements, formulation of trade policies and conduct of trade negotiations	Number of participants completing PLS level 1	Annual average 2016-18: 4,271	Stability	1,661 participants	Target not met	1,118 participants	Target not met
1.1: Government officials have enhanced knowledge about the WTO Agreements, formulation of trade policies and conduct of trade negotiations	Number of participants completing PLS level 2	Annual average 2016-18: 12,408	Stability	10,283 participants	Target not met	6,533 participants	Target not met
1.1: Government officials have enhanced knowledge about the WTO Agreements, formulation of trade policies and conduct of trade negotiations	Number of participants completing PLS level 3	Annual average 2016-18: 1,802	Increase	1,623 participants	Target not met	2,135 participants	Target met
1.1: Government officials have enhanced knowledge about the WTO Agreements, formulation of trade policies and conduct of trade negotiations	Number of national activities requested	2016-18 average: 147	Increase	67 national requests	Target not met	40 national requests	Target not met
1.1: Government officials have enhanced knowledge about the WTO Agreements, formulation of trade policies and conduct of trade negotiations	Number of beneficiary Members and Observers participating in TA courses	2016-18 average: 174	Stability	149 beneficiaries	Target not met	145 beneficiaries	Target not met
1.1: Government officials have enhanced knowledge about the WTO Agreements, formulation of trade policies and conduct of trade negotiations	Number of beneficiary LDCs participating in TA courses	2016-18 average: 46	Stability	40 LDCs	Target not met	41 LDCs	Target partially met
1.1: Government officials have enhanced knowledge about the WTO Agreements, formulation of trade policies and conduct of trade negotiations	Interactive training methods' share of time in each activity (exercises, case studies, simulations, Q&A, participation in Committee meetings, etc.)	2016-18 average: 57% interactive methods	Increase to an average of 60%	Interactive methods: 64%	Target met	Cannot be measured in virtual activities	N/A
1.1: Government officials have enhanced knowledge about the WTO Agreements, formulation of trade policies and conduct of trade negotiations	Success rate in 8-week RTPCs and ATPCs	2016-18 average: 95%	Stability	ATPCs: N/A RTPCs: 90%; 82%	Target not met	ATPCs: N/A eRTPCs: 96%	Target met
1.1: Government officials have enhanced knowledge about the WTO Agreements, formulation of trade policies and conduct of trade negotiations	Distinction rate in 8-week RTPCs and ATPCs	2016-18 average: 32%	Stability	ATPCs: N/A RTPCs: 33%; 13%	Target partially met	ATPCs: N/A eRTPCs: 41%	Target met

ANNEX 1 – MAIN RESULTS MEASURED IN 2021

ANNEX 1 – MAIN RESULTS MEASURED IN 2021

Expected Results	Indicators	Baseline	Targets	2020 Measure	2020 Assessment	2021 Measure	2021 Assessment
Key Result 1 – Output							
1.1: Government officials have enhanced knowledge about the WTO Agreements, formulation of trade policies and conduct of trade negotiations	Percentage of participants giving a top mark to the overall content and results in RTPCs	2016-18 average: 61%	Increase to 80%	RTPCs: 97%	Target met	eRTPCs: 82%	Target met
1.1: Government officials have enhanced knowledge about the WTO Agreements, formulation of trade policies and conduct of trade negotiations	Percentage of participants giving a top mark to the overall content and results in ATPCs	2016-18 average: 83%	Stability	ATPC20-1: 100%	Target met	No ATPC held in 2021	N/A
1.1: Government officials have enhanced knowledge about the WTO Agreements, formulation of trade policies and conduct of trade negotiations	Percentage of participants giving a top mark to the overall content and results in Advanced thematic courses	2016-18 average: 87%	Stability	No Advanced thematic course held in 2020	N/A	92%	Target met
1.1: Government officials have enhanced knowledge about the WTO Agreements, formulation of trade policies and conduct of trade negotiations	Number of participants trained in Advanced trade negotiating skills courses	2016-18 average: 290	Stability	No Advanced trade negotiating skills course held in 2020	N/A	No Advanced trade negotiating skills course held in 2021	N/A
1.1: Government officials have enhanced knowledge about the WTO Agreements, formulation of trade policies and conduct of trade negotiations	Number of Advanced thematic courses using pre-diagnostics, coaching, leadership, action plans or follow-ups	2018: 4	Stability	No Advanced thematic course held in 2020	N/A	2 activities	Target partially met
1.1: Government officials have enhanced knowledge about the WTO Agreements, formulation of trade policies and conduct of trade negotiations	Number of interns in NTP	2016-18 average: 16	NTP per year: 16	16 interns	Target met	15 interns	Target partially met
1.1: Government officials have enhanced knowledge about the WTO Agreements, formulation of trade policies and conduct of trade negotiations	Number of interns in FIMIP	2016-18 average: 16	FIMIP per year: 16	19 interns	Target met	20 interns	Target met
1.1: Government officials have enhanced knowledge about the WTO Agreements, formulation of trade policies and conduct of trade negotiations	Number of interns in RCI	2016-18 average: 7	RCI per year: 7	6 interns	Target partially met	3 interns	Target not met
1.1: Government officials have enhanced knowledge about the WTO Agreements, formulation of trade policies and conduct of trade negotiations	Final evaluation rate of each FIMIP intern	100% at least fully satisfactory in 2016-18	100% at least fully satisfactory	8 exceeding expectations 11 fully satisfactory	Target met	8 exceeding expectations 12 fully satisfactory	Target met
1.1: Government officials have enhanced knowledge about the WTO Agreements, formulation of trade policies and conduct of trade negotiations	Final evaluation rate of each NTP intern	100% at least fully satisfactory in 2016-19	100% at least fully satisfactory	15 fully satisfactory 1 exceeding expectations	Target met	4 exceeding expectations 9 fully satisfactory 1 partially satisfactory	Target partially met
1.1: Government officials have enhanced knowledge about the WTO Agreements, formulation of trade policies and conduct of trade negotiations	Final evaluation rate of each RCI intern	100% at least fully satisfactory in 2016-20	100% at least fully satisfactory	2 exceeding expectations 2 fully satisfactory 2 unavailable	Target partially met	1 exceeding expectations 2 fully satisfactory	Target met
1.1: Government officials have enhanced knowledge about the WTO Agreements, formulation of trade policies and conduct of trade negotiations	New, revised or translated online courses released during the year	2016-18 average: 10	Stability	15 new 3 revised 5 translated	Target met	4 new 3 revised 13 translated	Target met

ANNEX 1 – MAIN RESULTS MEASURED IN 2021

ANNEX 1 – MAIN RESULTS MEASURED IN 2021

Expected Results	Indicators	Baseline	Targets	2020 Measure	2020 Assessment	2021 Measure	2021 Assessment
Key Result 1 – Output							
1.1: Government officials have enhanced knowledge about the WTO Agreements, formulation of trade policies and conduct of trade negotiations	Percentage of online courses in SCORM format	56% in 2018	Increase	69%	Target met	80%	Target met
1.1: Government officials have enhanced knowledge about the WTO Agreements, formulation of trade policies and conduct of trade negotiations	Percentage of participants rating the quality of the online courses content with the two top marks	2016-18 average: 85%	Stability	98%	Target met	97%	Target met
1.1: Government officials have enhanced knowledge about the WTO Agreements, formulation of trade policies and conduct of trade negotiations	Percentage of participants rating the effectiveness of the e-Learning website with the two top marks	2016-18 average: 93%	Stability	97%	Target met	97%	Target met
1.1: Government officials have enhanced knowledge about the WTO Agreements, formulation of trade policies and conduct of trade negotiations	e-Learning success rate	2016-18 average: 67%	Stability	64%	Target not met	55%	Target not met
1.1: Government officials have enhanced knowledge about the WTO Agreements, formulation of trade policies and conduct of trade negotiations	e-Learning drop-out rate	2016-18 average: 28%	Stability	28%	Target met	39%	Target not met
1.1: Government officials have enhanced knowledge about the WTO Agreements, formulation of trade policies and conduct of trade negotiations	e-Learning distinction rate	2016-18 average: 51%	Stability	55%	Target met	54%	Target met
1.2: Effective partnerships established resulting in substantive contributions of human and financial resources for TA activities	Proportion of activities with the involvement of a partner	2016-18 average: 54%	Stability	39 out of 69 57%	Target met	44 out of 81 54%	Target met
1.2: Effective partnerships established resulting in substantive contributions of human and financial resources for TA activities	Proportion of partners' contribution to the TA activities	2016-18 average: 46% low contributions	Decrease proportion of low contributions	57% of low contributions	Target not met	43% of low contributions	Target met
1.3: Members' needs and priorities identified	Number of responses to TA questionnaires	2017-19 average: 76	Stability	71 responses	Target partially met	73 responses	Target partially met
1.3: Members' needs and priorities identified	Number of TPR Follow-ups	2017-18 average: 8	Stability	0	Target not met	0	Target not met
1.4: WTO data accessed and used by Members to analyse trade-related matters	Visits by Members' logging in to the WTO website	49,927 in 2018	Increase	67,409	Target met	62,589 visits	Target met
1.4: WTO data accessed and used by Members to analyse trade-related matters	Number of TA activities including training on WTO databases as one of their objectives	2016-18 average: 63	Increase	44 activities	Target not met	44 activities	Target not met

ANNEX 1 – MAIN RESULTS MEASURED IN 2021

ANNEX 1 – MAIN RESULTS MEASURED IN 2021

Expected Results	Indicators	Baseline	Targets	2020 Measure	2020 Assessment	2021 Measure	2021 Assessment
Key Result 2 – Outcome							
2: Acceding governments are participating in accession negotiations	Number of formal or informal Working Party meetings held for acceding beneficiary governments	2016-18 average: 6	Increase	4 WP meetings	Target not met	3 formal WP meetings 1 informal WP meeting	Target not met
Key Result 2 – Output							
2.1: Acceding governments participants' knowledge on WTO substantive and procedural matters enhanced	Number of participants from acceding governments attending TA activities focused on accessions	To be collected in 2019: Face-to-face: 197 e-Learning: 152	Stability	TAMS: 403 e-Learning: 28	Target met	TAMS: 90 e-Learning: 12	Target not met
2.1: Acceding governments participants' knowledge on WTO substantive and procedural matters enhanced	Number of roadmaps and endgame plans designed	2016-18 average: 5	Stability	1 new roadmap 5 revised roadmaps	Target met	6 revised roadmaps	Target met
2.2: Accession Internship programme participants' knowledge enhanced	Final evaluation rate of each AIP intern	100% at least fully satisfactory	Stability	4 fully satisfactory	Target met	4 exceeding expectations 0 fully satisfactory	Target met
2.3: Interested Members' expertise on GPA rules, accession negotiations enhanced	No. of GPA accession-related documents circulated for all currently active GPA accessions involving TA-eligible Members	2016-18 average: 6.8	Stability	1.1 Doc/Acceding Member	Target not met	19 documents for 7 active GPA accessions 2.7 Doc/acceding Member	Target not met
Key Result 3 – Outcome							
3: Academic institutions and other stakeholders are analysing WTO issues and reaching out to policy makers	Number of consultative processes between WTO Chairs and Policy makers	Consultative processes in 2016: 13	Stability	19 consultative processes	Target met	21 consultative processes	Target met
3: Academic institutions and other stakeholders are analysing WTO issues and reaching out to policy makers	Number of National TA Requests for Academic institutions	To be collected in 2019: 11	Stability	Programme suspended	N/A	1 request	Target not met
Key Result 3 – Output							
3.1: Research on trade policy and WTO-related matters generated	Number of publications in internationally peer-reviewed journals	13 in 2016	Increase	56 publications	Target met	38 publications	Target met
3.1: Research on trade policy and WTO-related matters generated	Quality of research papers as measured by SJR and SNIP ratings of the journals in which the Chairs' research is published	Average SNIP rating in 2016: 0.69 Average SJP rating in 2016: 0.38	Increase	SNIP: 0.93 SJR: 0.30	Target partially met	SNIP: 1.16 SJR: 0.74	Target met
3.2: Courses with WTO content developed by the WCP	Number of students in WTO-related courses or getting a degree per year	2,091 students trained by the Chairs in 2016	Stability	2,168	Target met	3,226 students	Target met
3.3 Students trained on WTO work and issues	Number of teams participating in the regional rounds	2018-19 average: 53.5 teams from developing countries and LDCs	Stability	58 teams	Target met	58 teams	Target met
3.3 Students trained on WTO work and issues	Number of PhD students supervised	5 Students graduate with a PhD	Stability	3 students graduated with a PhD	Target partially met	4 students graduated with a PhD	Target partially met
3.4: WTO Chairs research papers disseminated to other stakeholders and policy makers	Number of outreach events per year	54 in 2016	Increase	59 events	Target met	77 events	Target met
3.4: WTO Chairs research papers disseminated to other stakeholders and policy makers	Involvement of key policy makers	383 in 2016	Increase	Data not available	Data not available	Data not available	Data not available

ANNEX 1 – MAIN RESULTS MEASURED IN 2021

ANNEX 1 – MAIN RESULTS MEASURED IN 2021

Expected Results	Indicators	Baseline	Targets	2020 Measure	2020 Assessment	2021 Measure	2021 Assessment
Key Result 4 – Outcome							
4: Non-governmental stakeholders and legislators are aware of and knowledgeable about WTO work and issues	Diversity of WTO related topics covered by statements, reports, and papers produced by this group of stakeholders	26 reports in 2017	Stability	1 report	Target not met	Data not available	Data not available
4.1: Understanding of WTO work and issues by non-governmental stakeholders improved	Number of seminars, workshops conducted	2016-18 average: 26	Stability	1 seminar	Target not met	5 seminars	Target not met
Key Result 4 – Output							
4.1: Understanding of WTO work and issues by non-governmental stakeholders improved	Number of key non-governmental stakeholders reached during the year	2016-18 average: 437 legislators 66 journalists 32 civil society	Stability	160 legislators 77 private sector 52 civil society	Target partially met	33 legislators 31 journalists 151 private sector	Target not met
4.2: Improved access to WTO issues through online training material for self-study	Number of training material consulted	2016-18 average: 3,157	Stability	4,619	Target met	3,573	Target met
4.3 Information on WTO trade-related TA accessed	Number of views of the web pages on technical assistance including news items on this subject	2016-18 average: 59,105	Stability	415,552 views	Target met	357,253 views	Target met
4.4: Young professionals are exposed to WTO work and issues	Number of Young Professionals engaged annually by the WTO	15 in 2018	Stability	12 Young Professionals	Target partially met	14 Young Professionals	Target partially met
4.4: Young professionals are exposed to WTO work and issues	Final evaluation rate of each intern's performance by their supervisor	100% at least fully satisfactory in 2017-18	Stability	12 fully satisfactory	Target met	13 fully satisfactory 1 partially satisfactory	Target partially met

ANNEX 2. ACTIVITY MATRIX

Key Result 1 – Government officials are implementing WTO Agreements and fully realising Members' rights and obligations (thousands CHF)

Level	Path	Language(s)	Title	Target Region	Regular Budget		GTF ¹		Other TFs ²		Total	
					Budget 2021	Expenses 2021	Budget 2021	Expenses 2021	Budget 2021	Expenses 2021	Budget 2021	Expenses 2021
Level 1	Generalist	E/F/S	Geneva-based Courses for LDCs - Introduction and Focus Activities - Geneva weeks	Global	462	-					462	-
Level 3	Generalist	E/F/S	Applied Advanced Trade Policy Courses	Global	1,367	-					1,367	-
Level 2	Generalist	E/F/S	Intermediate level activities for: Africa; Middle East; Asia and Pacific Economies; Caribbean; Central and Eastern Europe, Central Asia and Caucasus; Latin America	All regions			2,972	35			2,972	35
Level 2/3	Specialist	E/F/S	Geneva-based Advanced Thematic Courses and topic specific symposia for Capital-based officials	Global	1,814	38	950				2,764	38
Level 3	Specialist	E/F/S	Advisory Role on Legal Issues (Art. 27.2 of DSU)		60	55					60	55
Level 2	Generalist	E/F/S	Regional and/or sub-regional general capacity-building activities	All regions			370				370	-
Level 2/3	Generalist / Specialist	E/F/S	National seminars and workshops, including assistance for needs assessment and monitoring and evaluation	All regions	695	3	40				735	3
Level 2	Specialist	E/F/S	Regional and sub-regional topic-specific seminars	All regions			3,000				3,000	-
		E/F/S	China's LDCs and Accessions Programme: Participation of LDCs in selected WTO meetings; LDCs TPR follow-up workshops; and, South-South Dialogue	All regions					95	95	95	95
Level 3	Generalist	E/F/S	Internships in the framework of the Netherlands Trainee Programme (NTP)	Global					774	800	774	800
Level 3	Generalist	E/F/S	Regional Coordinator Internships programme (RCI)	Global			210	135			210	135
Level 3	Generalist	E/F/S	French-Irish Missions Internship programme (FIMIP)	Global					970	1,011	970	1,011
Level 1	Generalist	E/F/S	Online courses: Introduction level	Capital-based officials	x							-
Level 2	Generalist / Specialist	E/F/S	Online courses: intermediate Level (Generalists and Specialists)		x							-
	Generalist / Specialist	English	Online course: Tailored Course - Create your own eLearning Courses		x							-
Sub-total					4,398	97	7,542	170	1,839	1,907	13,779	2,173
Overheads @13%					-		981	22	239	248	1,220	270
Total					4,398	97	8,523	192	2,078	2,155	14,999	2,443

ANNEX 2 – ACTIVITY MATRIX

ANNEX 1 – ACTIVITY MATRIX

Key Result 2 – Acceding governments are participating in accession negotiations (thousands CHF)

Level	Path	Language(s)	Title	Target Region	Regular Budget		GTF ¹		Other TFs ²		Total	
					Budget 2021	Expenses 2021	Budget 2021	Expenses 2021	Budget 2021	Expenses 2021	Budget 2021	Expenses 2021
Level 2/3	Generalist/ Specialist	E/F/S	Seminars, courses and workshops on Accessions	All regions	80	-	313				393	-
		E	China's LDCs and Accessions Programme: WTO Accession Round Table meetings	Global					230	63	230	63
Level 1	Generalist	E/F/S	China's LDCs and Accessions Programme: WTO Accessions Internship Programme (AIP)	Global					100	56	100	56
Level 2	Generalist	E/F/S	Online course: Accession to the WTO	Global	x							-
Sub-total					80	-	313	-	330	119	723	119
Overheads @13%					-	-	41	-	43	15	84	15
Total					80	-	354	-	373	135	807	135

Key Result 3 – Academic institutions and other stakeholders are analysing WTO issues and reaching out to policy makers (thousands CHF)

Level	Path	Language(s)	Title	Target Region	Regular Budget		GTF ¹		Other TFs ²		Total	
					Budget 2021	Expenses 2021	Budget 2021	Expenses 2021	Budget 2021	Expenses 2021	Budget 2021	Expenses 2021
	Generalist	E/F/S	WTO Chairs programme	All regions			50	182			50	182
		E/F/S	WTO Support programme for doctoral students				65	2			65	2
		E/F/S	Donation of WTO publications to Academic Institutions and other academic activities		5	-	-				5	-
Sub-total					5	-	115	184	-	-	120	184
Overheads @13%					-	-	15	24	-	-	15	24
Total					5	-	130	208	-	-	135	208

Key Result 4 – Non-governmental stakeholders are aware of and knowledgeable about WTO work and issues (thousands CHF)

Level	Path	Language(s)	Title	Target Region	Regular Budget		GTF ¹		Other TFs ²		Total	
					Budget 2021	Expenses 2021	Budget 2021	Expenses 2021	Budget 2021	Expenses 2021	Budget 2021	Expenses 2021
		E/F/S	Outreach for legislators, journalists, civil society and businesses	All regions			605				605	-
	Specialist	E/F/S	WTO Young Professionals' programme (YPP)				657	585			657	585
		E/F/S	Online training material for self-study	All regions			-				-	-
Sub-total					-	-	1,262	585	-	-	1,262	585
Overheads @13%					-	-	164	76	-	-	164	76
Total					-	-	1,426	661	-	-	1,426	661

Other costs – Programme staff and Monitoring & Evaluation (thousands CHF)

Other Costs	Title	Target Region	Regular Budget		GTF ¹		Other TFs ²		Total	
			Budget 2021	Expenses 2021	Budget 2021	Expenses 2021	Budget 2021	Expenses 2021	Budget 2021	Expenses 2021
	L-Posts (Commitments till 31 December 2021 included)				1,900	1,343			1,900	1,343
	Implementation of RBM and development of eLearning courses		65	178					65	178
	Sub-total		65	178	1,900	1,343	-	-	1,965	1,521
	Overheads @13%		-		247	175	-	-	247	175
	Total		65	178	2,147	1,517	-	-	2,212	1,695

Summary Grand Total (thousands CHF)

Summary Grand Total	Title	Target Region	Regular Budget		GTF ¹		Other TFs ²		Total	
			Budget 2021	Expenses 2021	Budget 2021	Expenses 2021	Budget 2021	Expenses 2021	Budget 2021	Expenses 2021
	Sub-total		4,548	274	11,132	2,281	2,169	2,026	17,849	4,581
	Overheads @13%		-		1,447	297	282	263	1,729	560
	Total		4,548	274	12,580	2,578	2,451	2,289	19,579	5,141

1 the Global Trust Fund (GTF) includes unearmarked funds and funds earmarked to finance the WTO Chairs Programme (WCP)

2 Other trust funds include those financing the French-Irish Mission Internship Programme (FIMIP), Netherlands Trainee Programme (NTP) and China LDC & Accession Programme, which are under the sole authority of the WTO and which it can use to finance its TA activities. The Standards and Trade Development Facility (STDF), the Enhanced Integrated Framework (EIF) and Trade Facilitation Agreement Facility (TFAF) trust funds are consequently excluded. These trust funds have their own governance and reporting mechanisms

Acknowledging donors

Almost 62% of WTO TA resources in 2021 were voluntary contributions from donor Members, while the remaining 38% came from the WTO regular budget. Donor funding is therefore essential to continue delivering top quality technical assistance to developing and LDC Members and Observers, so that they can fully benefit from their participation in WTO and the multilateral trading system.



The voluntary contributions received in 2021 shrank to a historic low, amounting to 7.5 million CHF francs – the lowest figure in this century. Finland returned as a donor with non-earmarked contributions, while Canada, China, Germany, and Norway refrained from making new contributions. However, as TA expenses also reached a new low in 2021 due to the lack of in-person trainings, the decline in voluntary contributions did not affect TA operations.

Report designed by Graphic and Event Design,
Print and Distribution Section.
Printed by the WTO Secretariat.

Image credits:
Cover and pages:
11, 23, 27, 37, 43, 53, 65, 66, 72, 76, 87, 89 © WTO

Pages:
47 © Shutterstock-Zaruba Ondrej,
61 © Shutterstock-Debbie Ann Powell,
69 © Shutterstock, © Unsplash and © pixabay,

© World Trade Organization 2022

Enhancing Understanding and Knowledge of the Multilateral Trading System

This report was prepared on behalf of the WTO Secretariat by the Institute for Training and Technical Cooperation (ITTC), the division managing, coordinating, and evaluating the organization and delivery of WTO technical assistance (TA) activities. It benefitted from the input provided by all divisions involved in the implementation of the TA programme. As a tool to assess WTO TA performance and communicate on its achievements, the report identifies a variety of concrete results produced, and which could be measured during the year. It highlights how the WTO responds to the evolving needs of its developing and least developed Members and Observers through a constant adaptation of its offer for a an ever-greater relevance and quality. Throughout the report are testimonials recounting the perspectives and experiences of those by and for whom WTO TA makes a difference.



WORLD TRADE
ORGANIZATION

Institute for Training and Technical Cooperation

World Trade Organization

Centre William Rappard,

Rue de Lausanne 154

CH-1211 Geneva 2

Switzerland

Tel. +41 (0)22 739 51 11

Email: TAMS@wto.org

Website: <https://www.wto.org>

Find out more

