

2022

WTO Technical Assistance Annual Report

The post-pandemic return
of face-to-face activities

WTO
Technical Assistance
Annual Report

The post-pandemic return of
face-to-face activities

2022

Contents

List of figures	6
List of infographics	7
List of tables	7
Foreword	8
Acronyms	10



Executive summary 11



Acknowledging donors 21



Chapter 1 Unpacking results, tracking impact	25
Results for impact	26
Learning success	28
Bolstering transparency	30
Enhanced participation	36
On-the-job training	39
Supporting accessions	44
Broadening engagement	47
Expanding audiences	54



Chapter 2 Prioritizing inclusion	57
Including LDCs	60
Promoting women's participation	62
Reaching every region	65
Inclusion through language diversity	67



Chapter 3 An evolving curriculum and participation	69
Participation levels	70
Responding to demand	72
Progressive learning in action	74
Fit-for-purpose content	78
WTO partnerships in action	84



Chapter 4 Evolution of management and resources	87
A framework for results	88
Measuring results: a new start	89
TA expenditure	91



Annexes	94
Annex 1. Main results measured in 2022	94
Annex 2. Activity matrix	104

List of figures

Figure 1. Donor overview (2018-2022)	24	Figure 21. WTO TA outreach activities (2018-2022)	54
Figure 2. Success rate (2018-2022)	27	Figure 22. LDCs share of participants (2018-2022)	60
Figure 3. Achievement of TA objectives	27	Figure 23. Female participation in TA trainings by region in 2022	63
Figure 4. Objectives of TA activities in 2022	27	Figure 24. Participant by region and type of training (2021-2022)	66
Figure 5. RTPC results (2018-2022)	28	Figure 25. Number of TA trainings by type and language in 2022	67
Figure 6. e-Learning Results (2018-2022)	29	Figure 26. Participation by type of training in 2022	70
Figure 7. TA Beneficiaries' pending notifications (2018-2022)	30	Figure 27. Participants by mode of delivery in 2022	70
Figure 8. Reduction in agricultural notifications backlog (2018-2022)	31	Figure 28. Participants by year and type of training (2018-2022)	71
Figure 9. Submission of new TBT notifications by development status (2013-2022)	31	Figure 29. Requests for national activities (2012-2022)	72
Figure 10. Share of new TBT notifications submissions by Region (2018-2022)	31	Figure 30. Evolution of participants mix by PLS (2018-2022)	74
Figure 11. SPS and TBT notifications by mode of submission (2018-2022)	34	Figure 31. Number of participants in advanced activities (2012-2022)	75
Figure 12. Number of 'substantive' documents submitted by beneficiaries by development status (2018-2022)	36	Figure 32. Pathway choice (2020-2022)	75
Figure 13. New STCs raised in the TBT Committee by developing status (1995-2022)	37	Figure 33. e-Learning courses compliance with SCORM (2018-2022)	79
Figure 14. New STCs raised in the SPS Committee by developing status (1995-2022)	37	Figure 34. Number of partners and number of joint activities (2018-2022)	84
Figure 15. Number of key accession documents submitted (2019-2022)	45	Figure 35. Partners' contribution to courses by type of contribution in 2022	84
Figure 16. Accession meetings by type (2019-2022)	45	Figure 36. WTO TA expenses (2013-2022)	91
Figure 17. Observers' participation in TA by accession progress status in 2022	45	Figure 37. Unearmarked funds (2013-2022)	92
Figure 18. WCP Phase III Chairs research output (2021-2022)	48	Figure 38. Technical Assistance Resources (2013-2022)	92
Figure 19. WCP Phase III Chairs students completing WTO-related courses (2020-2022)	49	Figure 39. TA expenditure by Key Result (2022)	92
Figure 20. WCP Outreach activities (2022)	49	Figure 40. Activity expenses by Region (2022)	93

List of infographics

Infographic 1. 2022 Results at a glance	16
Infographic 2. Visual map of TA Activities	20
Infographic 3. Key results	26
Infographic 4. Transparency champions' approach	33
Infographic 5. World map with Observers by WTO accession status	46
Infographic 6. World map with WCP Chairs	50
Infographic 7. Training Material Requests	55
Infographic 8. Most-Viewed pages in the WTO Website	56
Infographic 9. Women's participation in TA	62
Infographic 10. National and regional training activities by 'host' country	66
Infographic 11. Participation highlights	71
Infographic 12. Beneficiaries' Top TA Priorities for 2022-2023	73
Infographic 13. WTO TA Progressive Learning Strategy	74
Infographic 14. Training of Trainers	79
Infographic 15. Types of activities by mode of delivery	82
Infographic 16. WTO TA Framework for impact	88

List of tables

Annex 1. Annex 1. Main Results Measured in 2022	94
Impact	94
Key Result 1	96
Key Result 2	100
Key Result 3	102
Key Result 4	102
Annex 2. Activity Matrix	104
Key Result 1 – Government officials are implementing WTO Agreements and fully realising Members' rights and obligations (thousands CHF)	104
Key Result 2 – Acceding governments are participating in accession negotiations (thousands CHF)	106
Key Result 3 – Academic institutions and other stakeholders are analysing WTO issues and reaching out to policy makers (thousands CHF)	106
Key Result 4 – Non-governmental stakeholders are aware of and knowledgeable about WTO work and issues (thousands CHF)	106
Other costs – Programme staff and Monitoring & Evaluation (thousands CHF)	108

Foreword

Empowering Members and Observers through inclusive technical assistance



After two very challenging years during which the WTO and its Members had to adapt to new ways of making and providing TA to its beneficiaries, 2022 was another year of transition. As sanitary and travel restrictions were progressively lifted worldwide, face-to-face technical assistance (TA) activities made their long-expected comeback in the second half of the year. However, there was no return to the pre-pandemic status quo, as the Secretariat tried to keep up with the lessons learnt from experiencing virtual means of providing TA for two years.

The Secretariat continued to adapt and remain relevant in a fast-changing world, moving towards blended TA activities, which mix online, face-to-face, and virtual components to maximise impact and efficiency.

The 12th Ministerial Conference, the WTO's top priority during the first semester of the year, was held in June 2022. This reduced the availability of many beneficiaries' officials to participate in TA activities, and the Secretariat's ability to deliver TA during the first part of 2022.

“WTO will continue to make TA accessible to beneficiaries to ensure they can contribute to their economy's participation in the WTO's work and trade negotiations.”

As part of the achievements recorded during 2022, I am particularly pleased to see the increased participation of women in technical assistance — more women than men participated in WTO TA activities for the first time. More participation of women in TA will result in more gender-sensitive training and in-depth knowledge of trade and gender issues, which can be used to advance policy changes to encourage greater participation of women in trade and more inclusive economic growth.

WTO also launched a new e-Learning platform with upgraded features that strengthen user experience, facilitate learning, and could therefore broaden the worldwide audience of the WTO online courses.

On the downside, we saw a decrease in the overall WTO TA results in 2022. I am convinced that the progressive mobilisation of the environment in which TA is provided to beneficiaries will allow these results to bounce back to more satisfactory levels. There was also a decrease in Least-Developed Countries' (LDCs) participation in TA activities. Nonetheless, WTO will continue to make TA accessible to LDCs to ensure they can contribute to their economy's participation in the WTO's work and trade negotiations.

As WTO Members work to deliver results this year, including implementing the “Geneva Package” (the results of the 12th Ministerial Conference), I am confident that WTO technical assistance will continue to help Members and Observers enhance their capacity to implement WTO Agreements, monitor trade policy developments, and participate in WTO negotiations actively.

Xiangchen Zhang
Deputy Director-General, World Trade Organization

Acronyms

AIP	Accession Internship Programme
ATPC	Advanced Trade Policy Course
CEECAC	Central and Eastern European, Central Asian and Caucasus 3
AfCFTA	African Continental Free Trade Area
CHF	Swiss Francs
FIMIP	French and Irish Missions Internship Programme
GPA	Government Procurement Agreement
GTF	Global Trust Fund
IMF-CEF	International Monetary Fund's Middle East Center for Economics and Finance
IPU	Inter-Parliamentary Union
ITC	International Trade Center
LDC	Least Developed Country
LMS	Learning management system
MC12	Twelfth WTO Ministerial Conference
NGO	Non-governmental organization
NTP	Netherlands Trainee Programme
PLS	Progressive Learning Strategy
RBM	Result-Based Management
RCI	Regional Coordinator Internship Programme
RTPC	Regional Trade Policy Course
SCORM	Sharable Content Object Reference Model
SPS	Sanitary and Phytosanitary
STC	Specific Trade Concern
TA	Technical Assistance
TAMS	Technical Assistance Management System
TBT	Technical Barriers to Trade
TPR	Trade Policy Review
TRIPS	Trade-Related Aspects of Intellectual Property Rights
WCP	WTO Chairs Programme
WHO	World Health Organization
WIPO	World Intellectual Property Organization
WTO	World Trade Organization
YPP	Young Professional Programme

Executive summary



- **MC12 was the main WTO priority of the first semester of the year, which reduced the availability of many TA beneficiary officials to participate in trade-related TA activities and limited the Secretariat's capacity to provide TA during the first part of 2022**
- **WTO TA saw a decline in its overall results in 2022**
- **The level of participation in, and the quantity and the diversity of TA activities increased in 2022**
- **A progressive return of TA face-to-face activities in the spring of 2022 led to the introduction of more blended TA activities also involving virtual or online components**

Executive summary

2022 was a year of consolidation and recovery for WTO Technical Assistance (TA). As the world prepared to overcome the constraints of the COVID-19 pandemic, in-person TA activities – preferred by beneficiary Members and Observers – could resume with energy, especially in the second half of the year. At the same time, the innovation and experience gained in the implementation of virtual trainings were further strengthened. This led to an increase in the overall number of activities organised to train TA beneficiaries compared to the previous biennium.

In 2021, the Secretariat could only react to the restrictions resulting from the pandemic. In 2022, on the other hand, WTO TA had more flexibility to identify the best delivery format based on efficiency and effectiveness criteria to continue providing valuable support to the needs of Members.

Mindful that the efforts and impact of technical assistance are best assessed over the long-term and with a bird's eye view, this report highlights the challenges and achievements of TA during the year.

Higher participation, lower results

Overall, the TA success rate (65%), as measured under the Result-Based Management (RBM) approach approved by Members, was stable when compared to 2021 (66%). However, at a disaggregated level, achieved targets dropped dramatically to a historic low of 37% compared to 53% in the previous year, while the proportion of targets missed only by a small margin doubled to reach 27%. Finally, the targets not met (29%) were slightly higher than in the previous year.

This drop in results was somewhat mitigated by an overall increase in activities and participation. Although the transition from virtual to face-to-face was slow, and Members were busy with preparatory work for the 12th Ministerial Conference (MC12) held mid-June after several postponements, the number of participants increased by 7% compared to the previous year. Moreover, requests for national activities – which are the best tool to tailor training to the needs of a beneficiary at a given moment – rebounded after hitting its all-time low in 2021.

The majority of TA participants (55%) engaged in e-Learning courses (those that learners follow at their

own pace via Internet), followed by face-to-face courses (24%). The delivery of virtual courses launched in 2020 to replicate the in-person training experience in a digital space has been gradually losing its attractiveness (gathering around 21% of participants), probably due to a persistent digital fatigue that has dragged on since 2021.

Regarding the success rate of the participants, the situation is more nuanced. Among the courses with a final examination, the Advanced Trade Policy Courses (ATPCs) resumed in-person after a two-year break. For the first time, an evaluation of participants' knowledge and participation was introduced. The success rate was very positive: 98% of the participants passed the course and 28% were awarded a certificate of distinction. At the intermediate level, only one Regional Trade Policy Course (RTPC) was delivered in 2022, in virtual mode. While the success rate remained stable compared to previous years, the distinction rate decreased. Finally, e-learners were negatively affected by the transition to the new e-Learning platform in 2022. Many of them were unable to complete their courses before the transition and, as a result, the completion rate dropped by 10 percentage points from the previous year to 51%. Nonetheless, the number of successful e-learners who obtained a distinction remained steadily high.

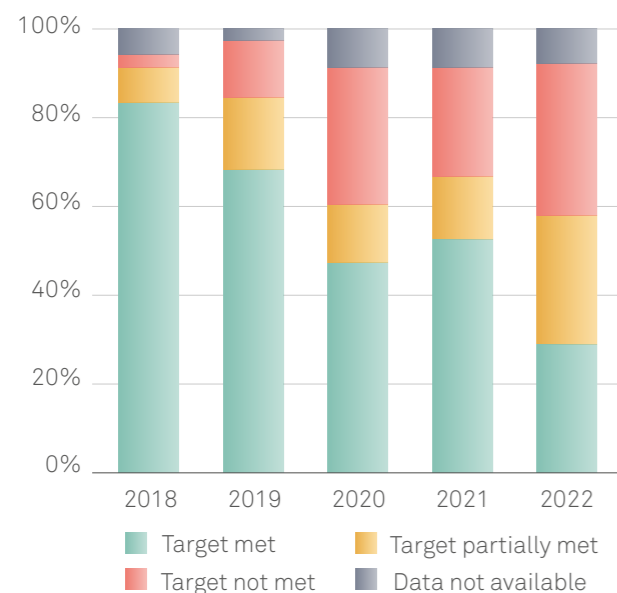
The learning-by-doing offer comprising internships and the young professionals programme attracted 51 participants, who joined the Secretariat or the Permanent Missions in Geneva to enhance their knowledge while working on trade-related matters. Except for one, all of them met the performance expectations, with more than one third of them exceeding those targets.

The resumption of in-person activities contributed to a greater variety in the pedagogical methods used, especially those that had almost disappeared in virtual delivery (e.g., simulations, participation in Committee meetings, coaching participants to develop action plans, etc.). In this regard, the Secretariat introduced a new train-the-trainer programme to develop the pedagogical skills of staff members designing and delivering TA, whether virtually or in-person.

The WTO's network of partnerships played an important role in 2022 and 62% of the activities were implemented with the involvement of a partner. These partnerships are a valuable asset for the WTO, as they contribute to the relevance and efficiency of the activities provided to Members and to ensuring the financial sustainability of the WTO TA.



KEY RESULT 1  **Implementation of WTO Agreements**




Continued support for Members and Observers

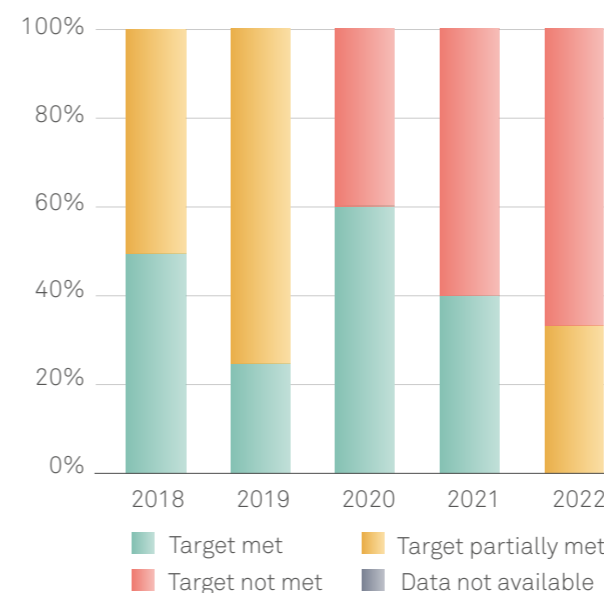
TA mainly targets developing and Least Developed Country Member and Observer government officials. In the TA Plan, WTO Members agreed to measure the TA effectiveness and impact through the evolution of beneficiaries' activity within the WTO as much as through their participation in training activities.

Overall, the level of activity of beneficiary Members in the WTO was lower in 2022 compared to the previous year. Their average notification backlog increased by 9% despite a larger use of online platforms to complete these procedures. Also, the number of 'substantial' documents issued by these Members – a proxy indicator of their involvement in the work of the WTO bodies – decreased by 24% when compared to the previous year.

Another proxy is the ability of these Members to raise new Specific Trade Concerns (STCs). Whilst beneficiaries Members still raised the majority of the new STCs on Technical Barriers to Trade (TBT) or Sanitary & Phytosanitary measures (SPS), their share was also marginally lower than in the previous year (77%).

On the bright side, after two years heavily impacted by the COVID-19 pandemic, participation in TA activities increased to reach more than 12,000 persons. The success rate in face-to-face activities and internships remained high, whilst a change of e-Learning platform prevented many participants from completing their online courses on time.


KEY RESULT 2  **Acceding governments are participating in accession negotiations**

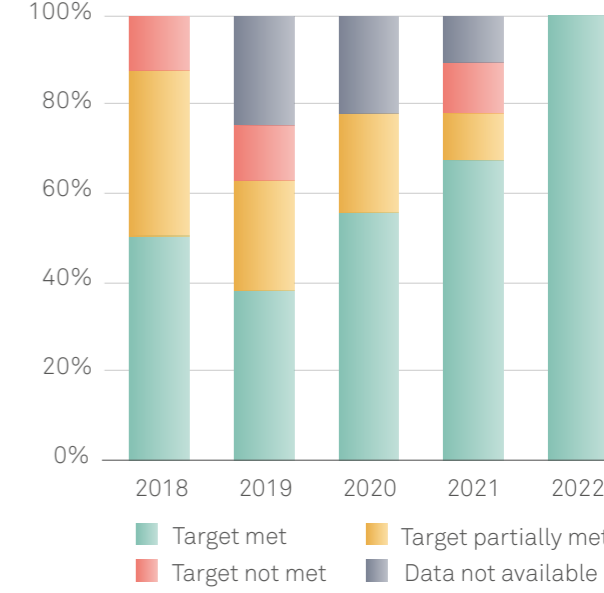


Accompanying new accessions

Another TA objective is to support the accession of new Members to the WTO. There was a lower engagement of several Observers in their accession processes in 2022, with an increase of almost 40% in those considered as inactive. Four formal Working Party meetings were held for the Comoros, Timor Leste, and Uzbekistan, while an informal one was held for Iraq. Seven accession documents were prepared or revised (one more than in 2021). This was still much lower than the 2017-19 average initially anticipated in the TA Plan.

Regarding plurilateral agreements, Parties could not agree on the designation of the Chair of the Committee on Government Procurement since mid-2021, which also negatively affected TA results in this domain. Nonetheless circulation of accession-related documents has increased (+37%) while at a lower level than the 2018-20 average.

KEY RESULT 3  **Academic institutions and other stakeholders are analysing WTO issues and reaching out to policy makers**

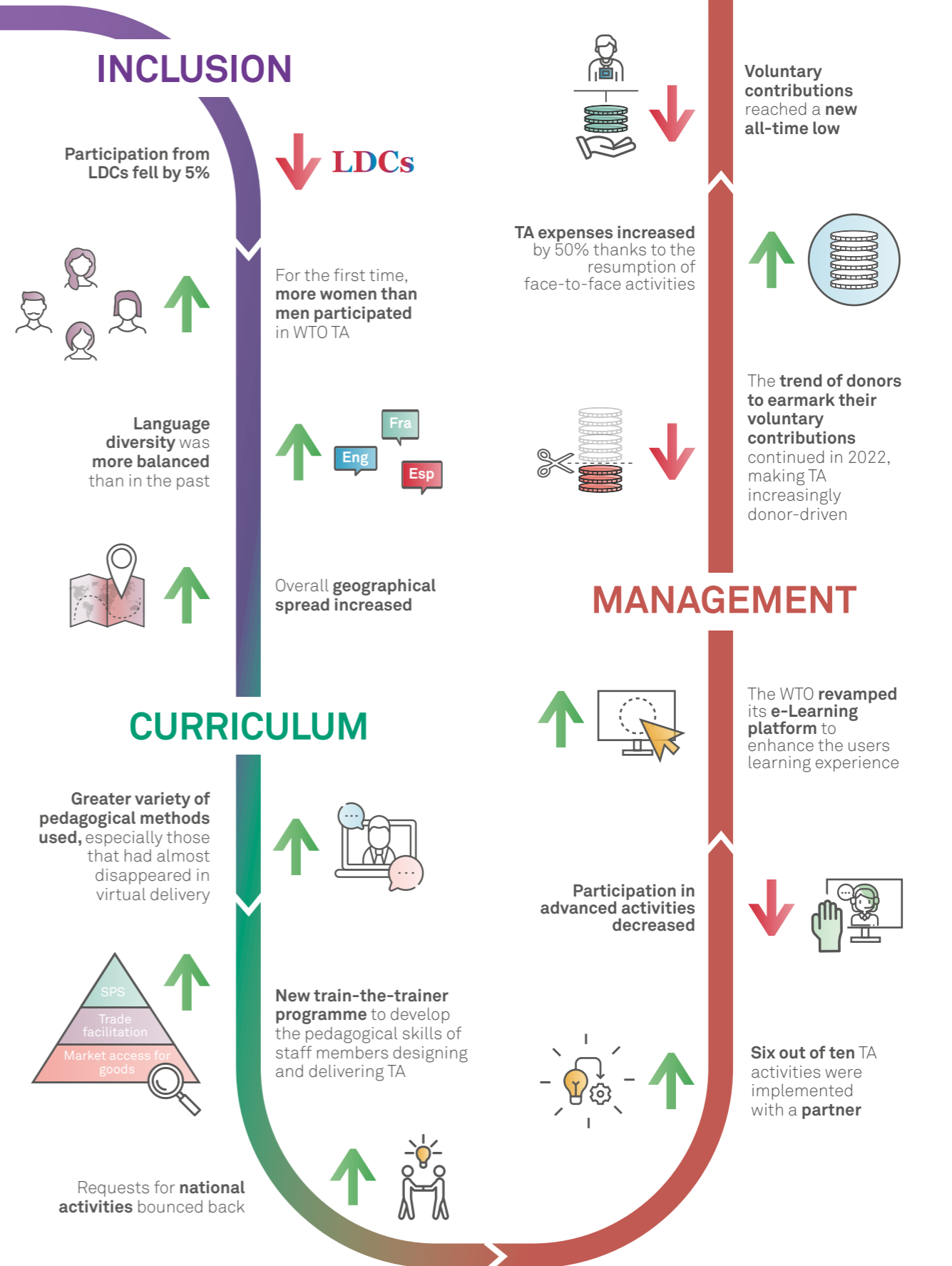
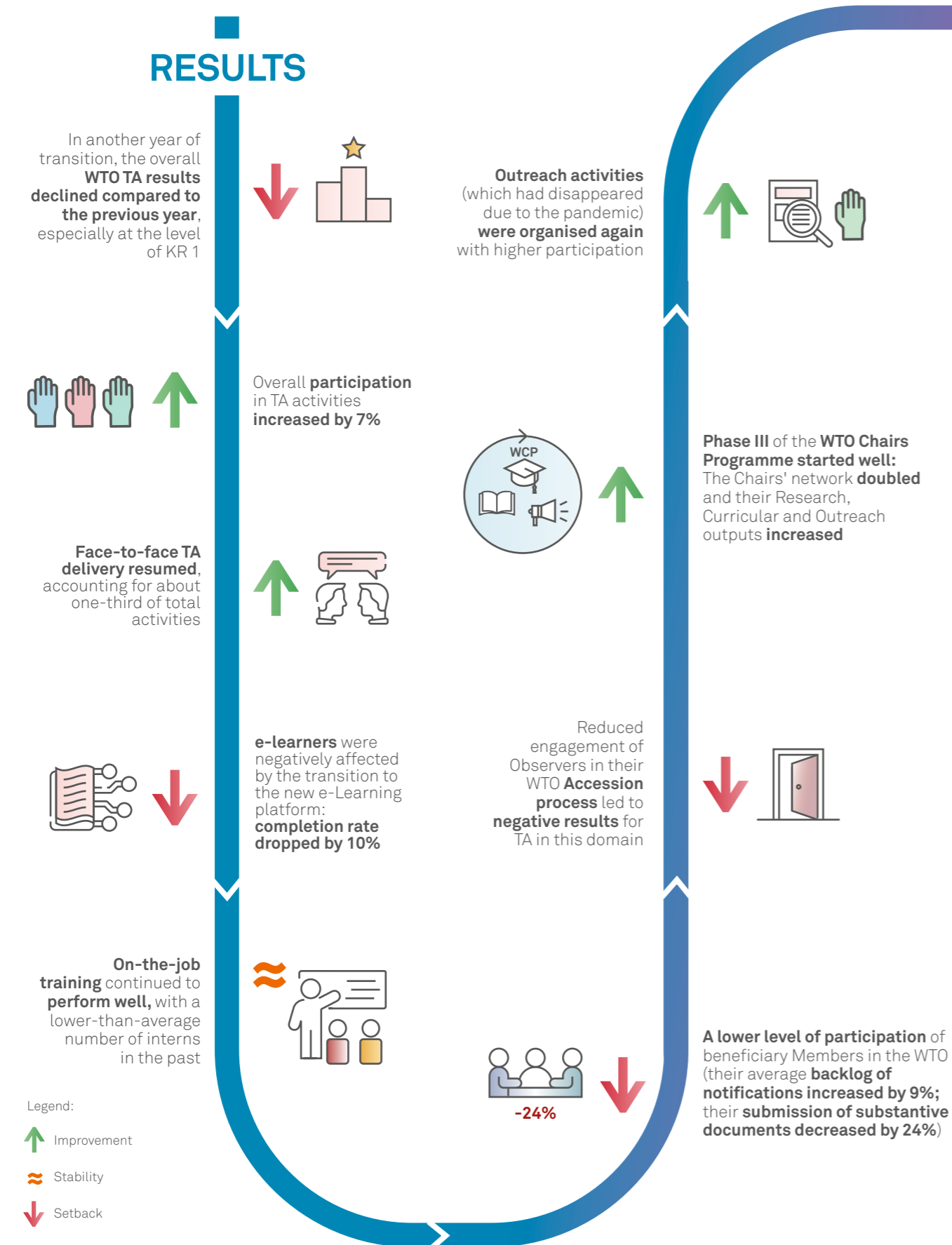


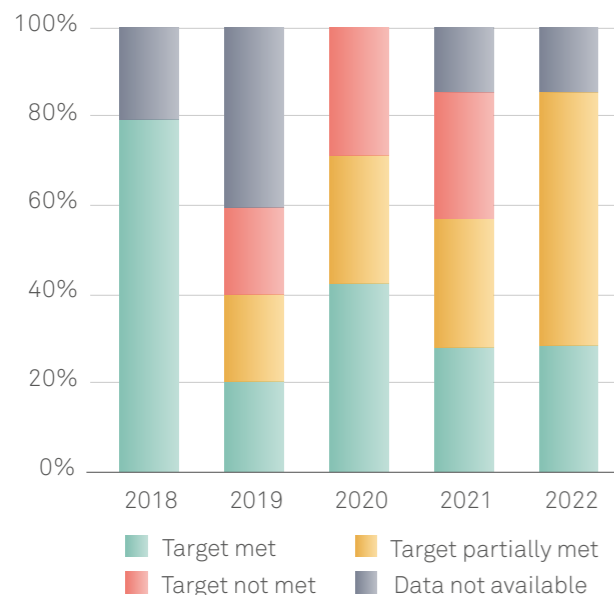
A new cycle of the WTO Chairs programme

Partnering with local universities and researchers is an effective way of expanding knowledge about trade and WTO-related issues in developing Members and Observers. The WTO Chairs Programme (WCP) has been supporting academics and their teams since 2010 to foster research, adaptation of university curricula and dissemination of results among policy makers.

Phase III of the WCP started in 2022 and will last four years. The established network almost doubled from 19 to 35 Chairs, leading to a wider and deeper geographical coverage. The first results produced by phase III Chairs are encouraging and above expectations. Overall research output doubled compared to 2021, while outreach activities also increased. Furthermore, one former participant in the PhD support programme earned the Asian Development Bank best thesis of the year award.

Infographic 1. 2022 results at a glance





Growing outreach to non-traditional actors

WTO TA also targets other stakeholders (such as legislators, the media or civil society) through outreach activities and courses. Activities for legislators were resumed in 2022 focusing on the implementation of the outcome of MC12. There were also several activities with journalists and the private sector. Meanwhile, demand for training materials by the academia or private actors continued to decline.

The WTO went on to strengthen its use of social media and other platforms to spread information on trade issues across diverse audiences. Its number of social media followers and of views of TA webpages and news items increased in 2022.

Fostering inclusion

Efforts to make TA accessible to LDCs and inclusive in terms of gender, geography, and language continued in 2022.

LDCs remain a priority for the WTO TA. The fact that Africa was again the region with the largest number of participants in TA activities in 2022, followed by Asia-Pacific, reinforced this priority, as all the LDCs except one are in these two regions. They were invited to 65% of all WTO TA activities organised in 2022, including activities focused only on LDCs and their priorities. However, while the number of LDCs taking part in TA activities remained stable (42 different Members and Observers), the share of participants from LDCs decreased by five percentage points compared to 2021, reaching 22% of all learners.

At a disaggregated level, WTO TA hopes to boost LDC's participation and demand for national activities, which has been slipping. LDCs accounted for only 23% of the requests for national activities in 2022. The ratio was more encouraging for interns and young professionals, as almost half (45%) were nationals of LDCs. The share of LDC nationals among e-learners slightly decreased in 2022 to 26% from 30% in 2021.

The state of women's participation in WTO TA was brighter in 2022. WTO technical assistance on Trade and Gender continued supporting the work of WTO Members in this area, while raising awareness of how trade can affect the economic empowerment of women. For the first time, more women (51%) than men participated in WTO TA activities in 2022. Female participation increased in all activities, regardless of the mode of delivery. Among e-learners, women accounted for 54% of all participants, an increase of 21% over the previous year.

In terms of geographical diversity, there was an increase in participation in all regions, with the exception of Central and Eastern Europe and the Caucasus (CEECAC), where geopolitical turmoil and security issues played a major role. The proportion of languages used to conduct the TA activities has not changed much since 2021 and is more balanced than in pre-pandemic years. More than half of all TA activities – both e-Learning and face-to-face – were conducted in English (52%), while the use of French and Spanish accounted for 24% of activities each. 10 activities (9 global and 1 regional) were conducted with interpretation in 2022.

TA expenses rise, resources shrink


Spending on technical assistance, which had plummeted since the start of the pandemic, increased again in 2022, although it only reached 60% of its pre-pandemic average level. The year also saw, after a long period of price stability, a return of inflation in air fares and hotel prices, which are usually the most important items of expenditure in the organisation of face-to-face activities. As a result, TA-related expenditure increased by 50% over the previous year.

The Secretariat was again able to use the TA part of the regular budget for the purposes for which it was intended. Meanwhile, voluntary contributions received during the year to fund TA reached a new all-time low at CHF 6.6 million, the third consecutive reduction of this kind. Unearmarked voluntary contributions (CHF 3.1 million) decreased by 20% during the year, with only 7 donors making unearmarked contributions in 2022. These were two new historic lows. Thus, the proportion of unearmarked voluntary TA funds reached its lowest point in 2022, representing only one third of total TA resources for the first time since the beginning of the century. Earmarked voluntary contributions increased again for the sixth consecutive year, reaching CHF 3.5 million and accounting for 44% of the TA funds available during the year.

The WTO TA Management System, or TAMS, is the backbone of the Secretariat's TA activities and the online tool that allows for effective monitoring and evaluation and, hence, for adherence to the Result-Based Management approach. Thanks to TAMS, the online availability of TA data has increased transparency and accountability, making TA management more efficient. Since its introduction in late 2018, TAMS has been constantly evolving to include new features and improve accessibility and user experience. The ultimate goal was to offer a single TA portal through which beneficiaries could submit their TA requests and their representatives could register to participate in any TA activities organised by the WTO. However, in 2022, the development of TAMS stalled, and the project of the single TA portal had to be put on hold.


EXECUTIVE SUMMARY


Infographic 2. Visual map of TA Activities



ONLINE COURSES (E-LEARNING)
Available through the internet on a 24/7 and self-service basis; involves essentially self-paced self-study and limited interaction between participants and with trainers; it is by and large a pre-defined one-size-fits-all product.


FACE-TO-FACE ACTIVITIES
One-off learning experiences (with fixed-dates, invitations, etc.). It is generally tailor-designed for a closed group of participants, and comprises a mixture of self-study, live sessions, group work, etc. Participants and trainers are physically gathered in the same place, making live interaction easier and more frequent. All the participants move roughly at the same pace through the same content.















VIRTUAL ACTIVITIES
Replication of face-to-face activities through the Internet due to pandemic-related travel restrictions. Regular interaction between the participants and with the trainers constitutes an essential part to tailor the activity to the needs of participants, and live webinars and other online sessions have replaced in-person gatherings.

BLENDED ACTIVITIES
A mixture of elements taken from either of the previous three categories, in variable proportions.





ON-THE-JOB TRAINING
Internship programmes and the Young Professionals Programme allow mid-level government officials and young professionals to 'lean-by-doing' as they work either at the Secretariat or with their countries' representations to the WTO. Internships are a very particular type of technical assistance, lasting ten months on average.

GLOBAL	 e-Learning	 Virtual Executive Trade Policy Course Virtual workshops	 Advanced Trade Policy Course Thematic courses Global workshops	 Internships Young Professionals Programme	 Technical assistance by others
REGIONAL	 e-Regional Trade Policy Course Virtual workshops	 Regional Trade Policy Course Subregional Trade Policy Course Regional thematic workshops			
NATIONAL	 Virtual workshops	 National general workshops National thematic workshops			

Acknowledging donors

Donor funding is essential to continue providing technical assistance to TA beneficiaries. The technical assistance activities are funded by the WTO regular budget and by WTO members' voluntary contributions to the Global Trust Fund or other trust funds. 2022 recorded the lowest level of voluntary contributions in over 20 years, as several donors held back pending the resumption of regular TA expenditure.



Financing of Trade-Related Technical Assistance (TRTA)



The voluntary contributions in 2022 shrank to a historic low, amounting to 6.6 million CHF. Meanwhile, even if TA expenses bounced back to 50% in 2022 due to the resumption of in-person training, they remained well below the total TA resources available.



“ We seek to promote a culture at the WTO where Members are motivated to share success stories and challenges and where our partnerships and dialogues here help open the door to more effective development assistance cooperation at the national level.

Interview with María Pagán, US Ambassador to the WTO



The United States has contributed annually to the GTF since its creation in 2002. Could you please explain the main reasons why the U.S. decided to finance the WTO TA?

The United States is committed to supporting strong policy frameworks that promote equitable economic growth and private sector development, and we look to leverage our resources wherever we can. The GTF is just one example. We have worked hard across all U.S. agencies that engage in development assistance partnerships and with multilateral development organizations to continually innovate and implement demand-driven technical assistance programmes tailored to support the implementation of and adherence to WTO obligations by all Members. We know that implementing WTO Agreements enhances economic competitiveness and open markets.

The United States is pleased to have donated over USD 21 million (approximately CHF 20.5 million) to the Global Trust Fund over nearly 20 years since the Fund was created.

The United States does not earmark its voluntary contributions for any specific TA programme, which is much appreciated. Could you explain the rationale behind your approach?

The kinds of technical assistance activities carried out by the Secretariat are unique, and programmes are structured to provide valuable knowledge and improve Members' understanding of complex issues while at the same time respecting and preserving the neutrality of the Secretariat. Maintaining this necessary balance is complicated when donors who may not appreciate the Secretariat's responsibility to remain neutral impose additional requirements on using donated funds. The Secretariat should not be confused with the universe of implementing



agencies that conduct technical assistance work. Earmarking contributions for specific projects is inefficient, mainly when programme budgets are modest. Unrestricted contributions from the United States allow the Secretariat to respond nimbly to evolving needs and priorities identified by recipients.

What are the United States' expectations when funding WTO TA?

As the world deals with the lingering impacts of COVID-19 on the global economy, understanding and implementing WTO disciplines are essential to enhancing resiliency while better preparing ourselves for future crises. One important and foundational area of focus for the United States is technical assistance to support transparency and the good regulatory practices that undergird Members' commitments to one another. We believe that the domestic processes needed to ensure timely submission of notifications to WTO Committees

both reflect and reinforce good governance. This is important in establishing sound institutional and regulatory environments that enable and deliver broad-based economic growth.

What is the perception in the United States about the partnership with the WTO in the field of TA?

The United States is the largest single-country provider of trade capacity building assistance worldwide. For us, donor coordination and direct country-level engagement with our development partners is a considerable undertaking. We greatly appreciate how the Secretariat has clear mechanisms and processes for transparency and engaging with Members so that our efforts can complement each other, not duplicate. Coordination is challenging when technical assistance activities are spread across various divisions. We believe it would be broadly beneficial to all Members to exchange insights on successes and challenges in delivering trade capacity building and national development priorities in Committee meetings, to illustrate best practices and learn from the experiences of donors and recipients around the same table.

What are the main challenges in the field of trade-related TA for the WTO and for the US?

The WTO Secretariat was not designed to be a front-line development assistance provider, and it must remain true to its purpose as a neutral Secretariat, so it must clarify and respect the boundaries of the kinds

of technical assistance it can engage in. The WTO Secretariat should strengthen institutional relationships with multilateral development banks and other international organizations to provide technical assistance, recognizing comparative strengths. This arms-length approach provides a necessary buffer when national authorities deliberate difficult policy choices.

Improving these relationships will allow the WTO to utilize its resources better. Nevertheless, donor coordination is a continuing challenge that requires constant effort. We see a need to modify our way of working at the WTO to bring in the perspectives and views of recipients of technical assistance and capacity building to ground our discussions in real-world experiences. Similarly, we advocate for strengthening domestic mechanisms and institutional networks that foster and support interagency coordination and engagement with external stakeholders.

Do you have any anecdotes to share with us concerning the partnership of the US with the WTO?

The United States has invested in working with the Secretariat and Members to revitalize the Committee on Trade and Development as a venue for trade and development practitioners to share experiences and insights from successful projects that have helped developing country Members realize the benefits of WTO Agreements. Our joint work to support the implementation of the Trade Facilitation Agreement

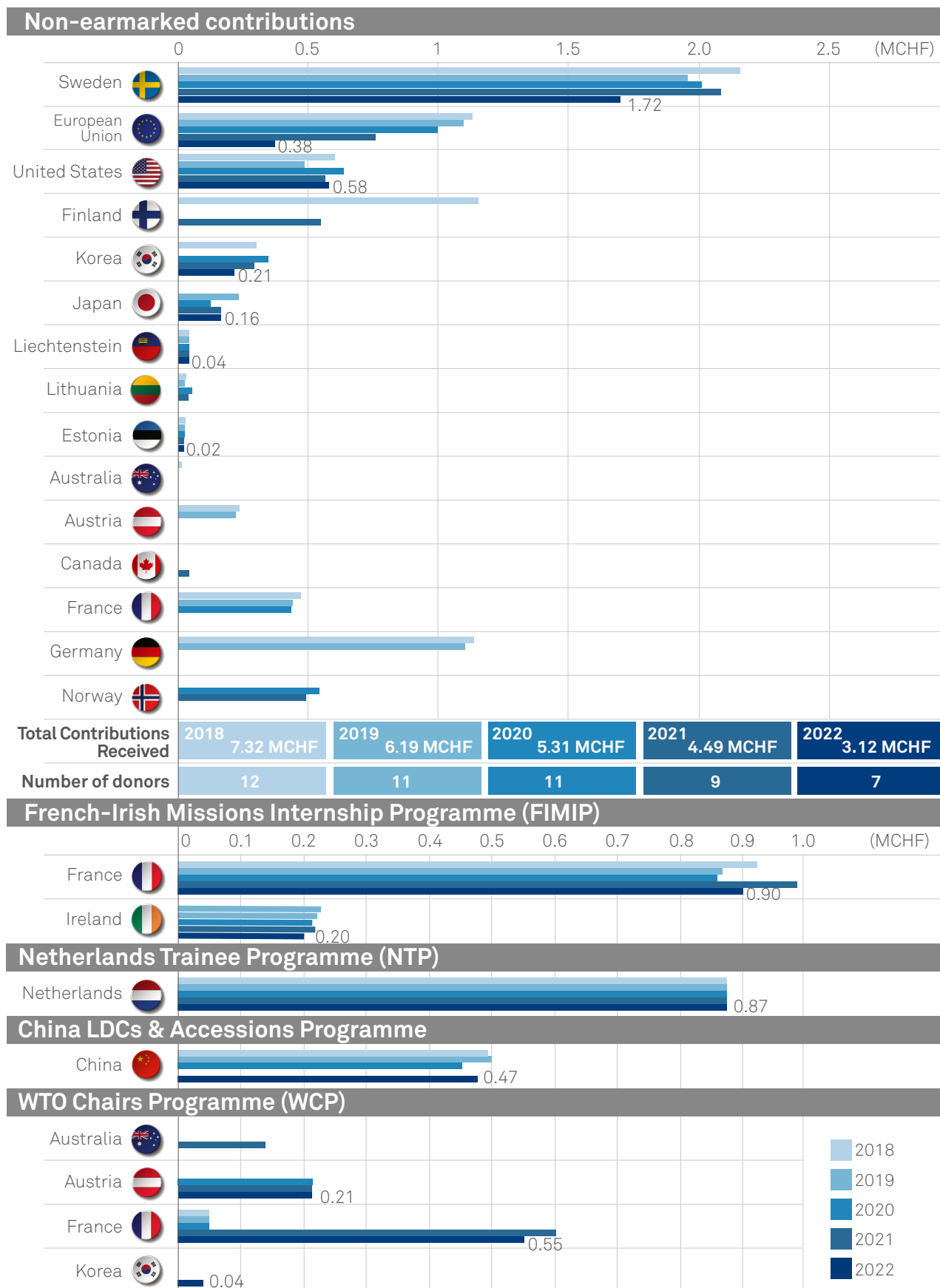
continues to have a huge impact in developing Members and Observers, particularly in the wake of the pandemic. In recent meetings of the Committee on Trade and Development, we shared lessons our partners have learned from adopting electronic certifications and documentation during the pandemic and the resulting benefits for traders, border agencies, and citizens that can be useful beyond the current health crisis. We look forward to continuing and expanding these types of engagements in the Committee on Trade and Development and other committees, as relevant to their work.

Press Release:
US's donation



ACKNOWLEDGING DONORS

Figure 1. Donor overview (2018-2022)



Chapter 1

Unpacking results, tracking impact



- As the world progressively emerged from the sanitary and travel restrictions imposed by governments to fight the COVID-19 pandemic, face-to-face TA activities returned in the second half of 2022
- In 2022, the full impact of digital fatigue and pandemic-related restrictions on TA results became visible, as the stop-gap measures adopted in 2020-21 showed their limits
- A brand-new e-Learning platform was launched in December 2022. Unfortunately, many e-learners could not complete their courses before the transition to the new platform, leading to a significant increase in the dropout rate
- Phase III of the WTO Chairs Programme took off to a very good start in 2022

RESULTS FOR IMPACT

What are the goals of WTO Technical Assistance?

Technical Assistance (TA) is a core function of the WTO aiming to enhance human and institutional trade capacities in WTO Members and Observers. All TA activities, courses and trainings are designed and delivered with the aim of producing specific and measurable results. These results must reflect the enhanced capacity of beneficiaries to enforce their rights and obligations, to take full advantage of the rules-based multilateral trading system, and to deal with the challenges and opportunities emerging from it.

In 2021, TA pursued four Key Results:

1. Government officials are implementing WTO Agreements and fully realizing Members' rights and obligations.
2. Acceding governments are participating in accession negotiations.
3. Academic institutions and other stakeholders are analysing WTO issues and reaching out to policy makers.
4. Non-governmental stakeholders and legislators are aware of and knowledgeable about WTO work and issues.

Each of these key results comprises several outputs, with indicators that allow to track progress and assess whether the established targets have been met. The logframe with all results, outputs and indicators is annexed to this report in [page 94](#).

Infographic 3. Key results



Lower success rates in a challenging year

After two challenging years in which the WTO TA struggled to adapt to the new COVID-19 pandemic context, the fragile new equilibrium painstakingly achieved was again shaken in 2022 by the progressive removal of the sanitary and travel restrictions which had hindered training delivery.

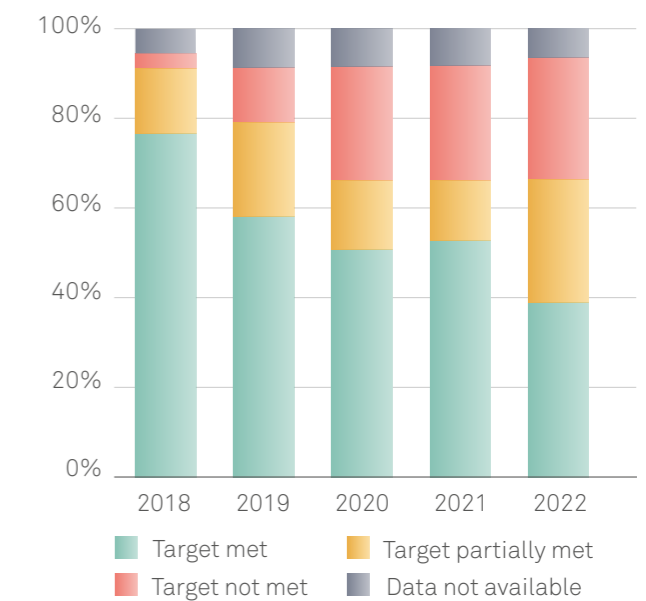
Similar to 2020, when WTO moved from face-to-face to virtual TA activities, moving back from virtual to face-to-face TA activities was not instantaneous. Several beneficiaries and the Secretariat needed time to readapt to new circumstances. Whilst purely virtual activities immediately lost some of their interest as soon as face-to-face activities became available again, repriming the organization of face-to-face TA activities took several months. The Secretariat tried to keep the best from its virtual training experience over the past two years by moving towards blended activities in which the face-to-face segments would focus on what they can best achieve (e.g., elements of interaction, motivation, and enriching connections) and be complemented with virtual segments for the rest. A contractual change in the e-Learning platform also reduced the results in that domain.

The 12th Ministerial Conference was held in June 2022 and was the main priority of Members during the first half of the year. This reduced their availability to request and participate in TA activities, whilst the Secretariat's capacity to deliver them was also lower.

These challenges negatively affected the diversity of participants in 2022 and their performance in several courses. Consequently, there was a negative impact on

several outputs and targets by which WTO TA success is measured. Generally, the success rate in meeting the established objectives was lower than in the previous year, with 23 targets met and 18 not met, while 17 were partially met.

Figure 2. Success rate (2018-2022)



WTO TA and training



Figure 3. Achievement of TA Objectives

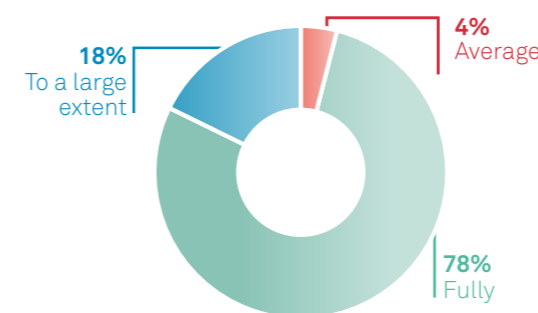
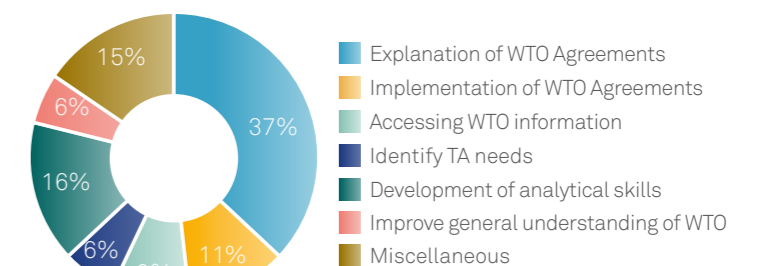


Figure 4. Objectives of TA activities in 2022



An exhaustive list of targets and indicators can be found in Annex 1.

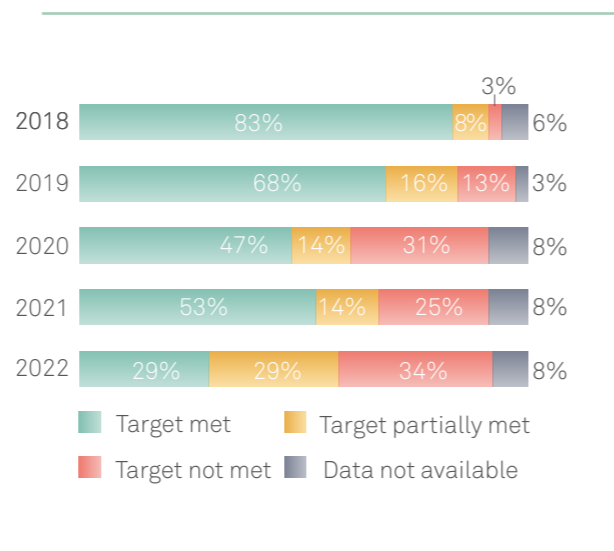
LEARNING SUCCESS

KEY RESULT 1

KEY RESULT

1

Implementation of WTO Agreements



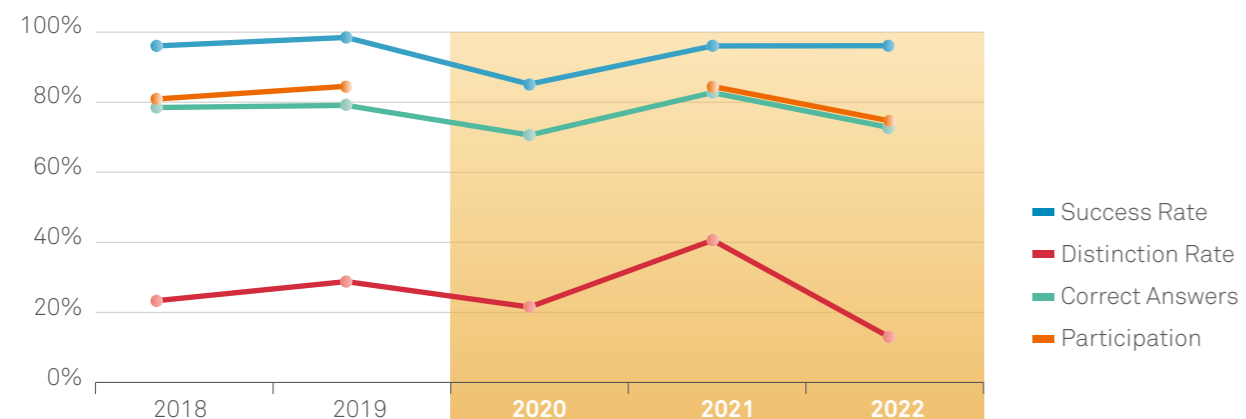
Training for results

Some recurrent activities resumed face-to-face in 2022, while others were still conducted virtually.

As for in-person training, the Advanced Trade Policy Courses (ATPCs) resumed after two years, with two editions, one in English and one in Spanish. An evaluation of participants' knowledge and participation was introduced for the first time. The success rate was very positive, as 98% of the participants succeeded in the course, and 28% received a distinction certificate (90% success rate and above score).

One Regional Trade Policy Course (RTPC) was delivered in 2022, in virtual mode. The online nature of this course presented participants with some challenges such as fatigue and balancing course attendance and assignments with work responsibilities. While the success rate remained stable compared to previous years, the distinction rate and participants' interaction decreased as illustrated in figure 5. Attempts to resume face-to-face RTPCs in the Middle East and CEECAC were aborted for lack of participants.

Figure 5. RTPC results (2018-2022)



Note: In 2020 and 2021, all RTPCs except for one were conducted virtually. As a result of the pandemic, participation could not be measured in 2020.

What are micro courses in the e-Learning catalogue?

The micro courses are small learning bites focusing on a very specific topic within a broad subject. They rely on multimedia and include for example an animation, video, interactive exercises and/or infographics. Their format is designed to foster engagement and knowledge retention.

The WTO's e-Learning catalogue now contains 32 micro courses that gathered 15% of all course enrolments in 2022.

Micro-courses launched in 2022

- Customs Valuation – What is it all about?
- Quick view on Circular Economy
- Preparing and managing project evaluations



[Quick view on Circular Economy - Micro course series](#)

Course level: 1 (Basic)

Learning Path: Generalists

Language: English

Pre-r...

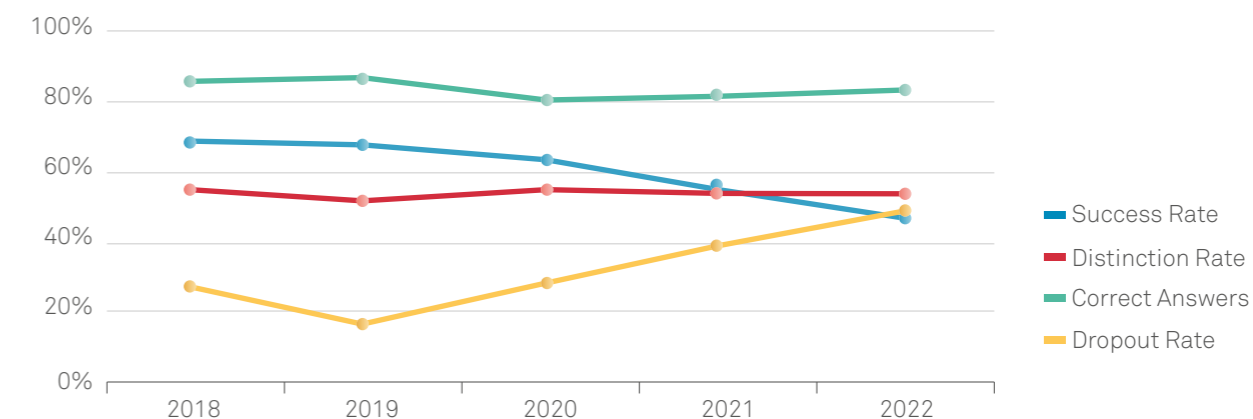
[Access](#)

In 2022, learners' total participation in e-Learning courses slightly increased. However, the results decreased. The Secretariat launched a new e-Learning platform that offers a more user-friendly open-source solution to enhance the users learning experience (see chapter 3). Many e-learners were unable to finish their courses before the transition to the new platform, which significantly increased the dropout rate. The course completion rate in 2022 dropped to 51% from

61% in 2021. Nonetheless, the number of successful e-learners who obtained a distinction remained steady, and the correct answers rate improved slightly.

Micro courses (see box), an e-Learning course format launched in 2020, had a higher completion rate. Participants completed 61% of the micro courses they registered for in 2022 with a slightly better correct answers rate than the overall average.

Figure 6. e-Learning Results (2018-2022)



BOLSTERING TRANSPARENCY

Complying with notifications to trading partners

Transparency is crucial for open and fair trade. When Members duly communicate policies and regulations affecting foreign trade to trading partners, the business environment becomes more stable and predictable, and trade prospects improve. WTO TA remains committed to enhancing beneficiaries' capacities to meet their WTO transparency obligations, including the notification of new trade measures.

TA support on transparency aims at reducing beneficiaries' 'outstanding' or 'pending' notifications. There was a total of 3,318 outstanding notifications by the end of 2022 under the different WTO Agreements. This significant figure represents an increase of 264 notifications compared to the end of the previous year. TA beneficiaries averaged 26.3 outstanding notifications in 2022, slightly above the 2017-19 average of 26 used as a baseline in the logframe.

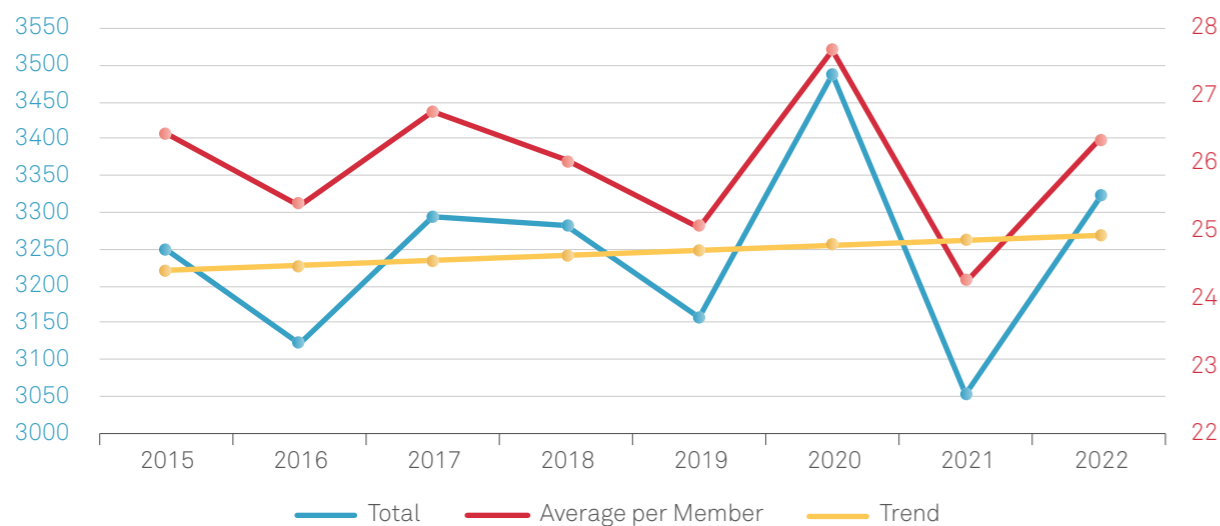
Several WTO Agreements require that notifications be submitted annually by Members (Agriculture, GATT, Subsidies, etc). This means that the overall volume of notification obligations is mechanically increasing every

year. Despite this mechanical increase in obligations, the volume of outstanding notifications over time is relatively stable, with an average of 3,245 recorded in the last eight years as illustrated in figure 7. Whilst external factors may have played a role in these results, WTO TA is critical in helping many beneficiary Members to comply with their notification obligations.

Agricultural notifications represented about 60% of total outstanding notifications over the last five years (66% in 2022). Since new agricultural notification obligations are added annually, tracking the effect of TA on agricultural notifications presents a statistical challenge. One approach is to report on the reductions in the backlog of outstanding notifications at the end of the preceding year. Efforts of TA beneficiaries in addressing the backlog of agricultural notifications is reflected in Figure 8 below. The backlog reduction pace in 2022 increased compared to 2021.

This means that TA beneficiaries continued to address the backlog of agricultural notification, but at a slower pace than in the recent past.

Figure 7. TA Beneficiaries' pending notifications (2018-2022)



Annual Overview on SPS Transparency Provisions and STCs



Review of the implementation and operation of the TBT Agreement



Annual Report on TRIPS notifications



The remaining outstanding notifications were mainly for market access for goods (21%) and services (11%). TA beneficiaries have maintained a rather high number of notification submissions in recent years. TBT notifications are a good example. Despite a decrease compared to the previous year, 2022 registered almost 3,000 notifications from Members, representing the second highest number of notifications ever.

Overall, developing and LDC WTO Members submitted 83% of the new TBT notifications in 2022. As shown in figure 9, the performance by TA beneficiaries in the submission of new TBT notifications has been fairly consistent since 2013.

Furthermore, African Members were particularly active in the submission of TBT notifications in 2022, with Burundi, Kenya, Rwanda, Tanzania, and Uganda making

it to the top ten overall TBT notifying Members for the second consecutive year. Tanzania and Uganda were also among the top ten SPS notifiers. As shown in figure 10, Africa has seen an upward trend in new TBT notification performance since 2016.

Figure 8. Reduction in agricultural notifications backlog (2018-2022)

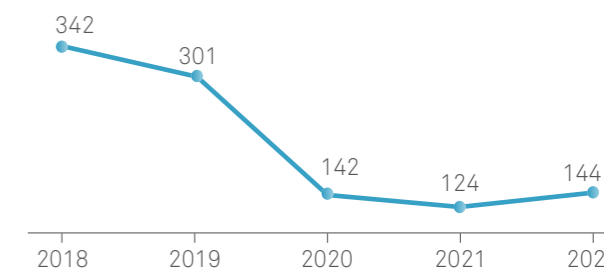


Figure 9. Submission of new TBT notifications by development status (2013-2022)

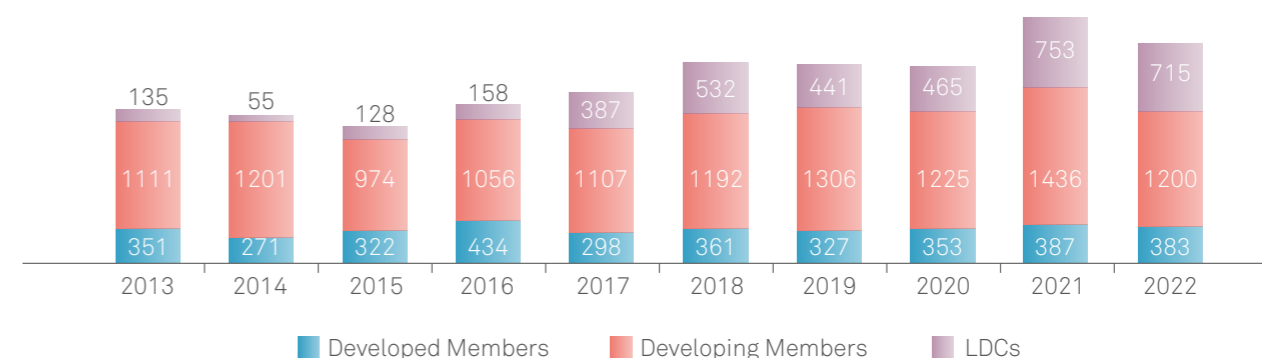
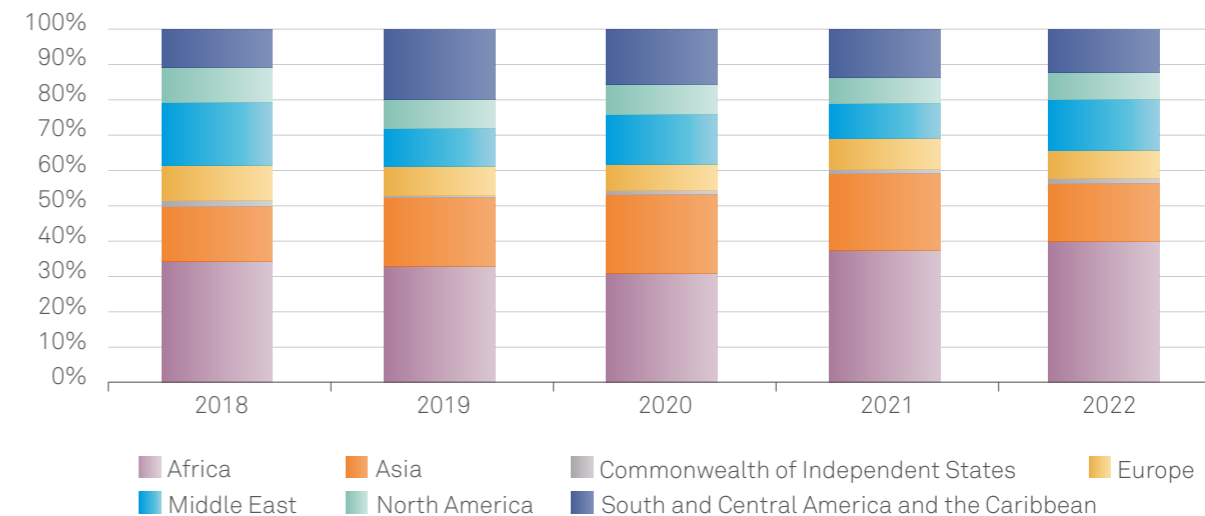


Figure 10. Share of new TBT notification submissions by Region (2018-2022)



Technical Assistance on notifications

Transparency remained a top priority in TA activities. The WTO organized 23 transparency-related activities in 2022, the highest number in the last five years. A total of 996 participants (almost twice as many as in the previous year) from 85 Members and Observers benefited from these activities. 17 national activities focused on notifications and the transparency provisions of WTO Agreements. Depending on the Members, they addressed Agriculture, SPS and TBT, and the electronic tools available for submission and analysis. Two regional activities on TBT took place in the only regions where no national activities on transparency were held in 2022 (Central and Eastern Europe and the Caucasus and Middle East-North Africa). These regional courses gathered officials responsible for the implementation of the TBT Agreement, who learned, among other things,

how to use relevant online tools to enhance domestic and regional transparency. Global activities covered import licensing procedures and agricultural notifications.

The training offer on transparency and notifications was complemented by two e-Learning courses available throughout the year in English, French and Spanish.

The Technical Cooperation Handbook on Notifications Requirement prepared by the Secretariat is regularly updated and the latest version was revised in June 2022.

**Technical Cooperation
Handbook on Notifications
Requirement**



Building a network of Champions for Transparency in Africa

The Secretariat decided in 2022 to adopt an innovative approach based on participants personal commitment to try to reduce more significantly the current stock of unfulfilled notifications and improve implementation of transparency provisions, including notifications.

In 2022, the Secretariat launched two pilot thematic courses to assist Members in fulfilling their transparency obligations in the domain of health and safety standards and technical regulations: the SPS and TBT Transparency Champions Courses. This is a comprehensive capacity-building programme piloted by the Secretariat,

offering officials from National Notification Authorities and National Enquiry Points an opportunity to gain knowledge and practical skills to implement and benefit from the WTO transparency framework. This programme aims to bring about concrete and sustainable results in operationalizing the transparency framework of the WTO.

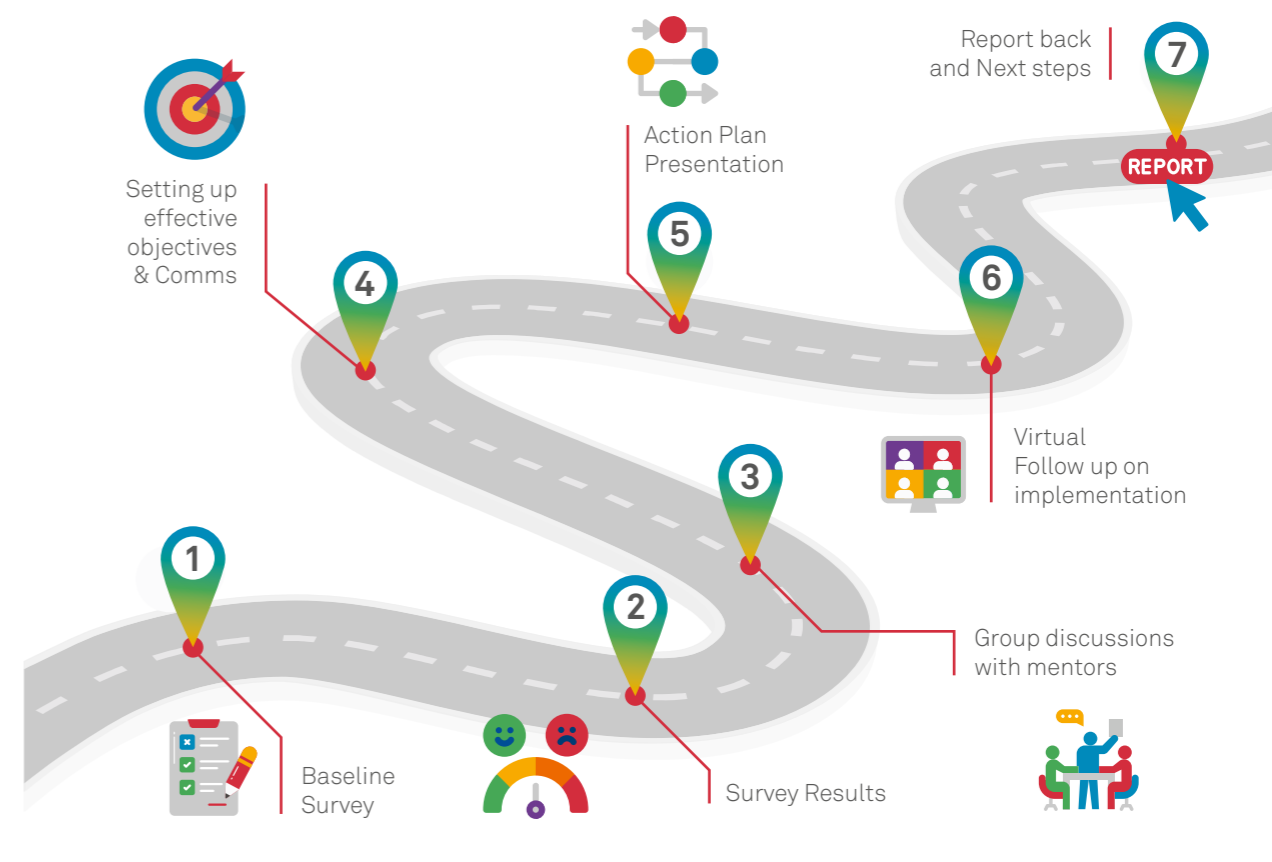
The two courses involved several innovations: participants prepared action plans designed to increase compliance with notification obligations. Trainers provided continuous distance coaching, leading up to a follow-up training session 7-8 months later.

“The most exciting moment was the opportunity to exchange experiences with international, regional and local experts on SPS transparency and to establish a network of contacts and partners.



Phyllis Githaiga,
Chief Inspector, Trade and
Standards, Kenya Plant Health
Inspectorate Services

Infographic 4. Transparency champions' approach



The courses started with a one-week workshop held in Geneva aimed at helping officials understand what should be notified, with which level of detail, and offering an opportunity for the participants to better implement and benefit from the WTO transparency framework. The workshop facilitated discussions on key challenges and ideas to improve the transparency framework in the participants' countries. With the support of experienced experts and mentors, participants developed action plans for implementation in their countries. Only those who submitted progress reports would be invited to the follow-up activity which will take place in the African region for TBT and in Geneva for SPS. In the follow-up activity, participants will report back on concrete actions

implemented thanks to the course and discuss the way forward. The last stage will be for participants to become transparency champions in their countries and be considered mentors for future courses of this kind.

There have already been positive results, such as increased notifications and subscribers in ePing from participating Members and dissemination workshops organised by participants to raise awareness among key stakeholders. More sustainable results will likely be seen later in 2023 as participants implement their action plans.

Optimising Online Platforms

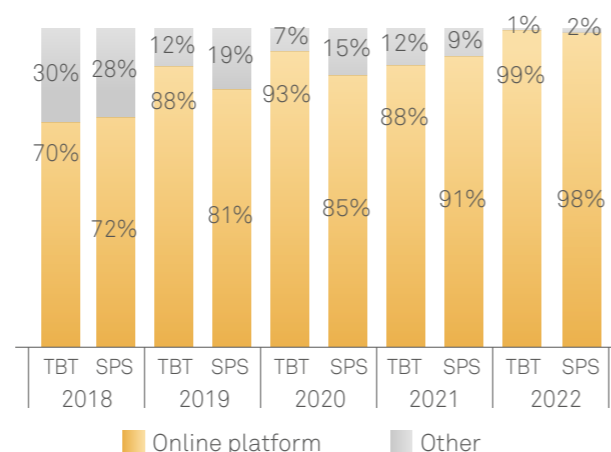
Members are increasingly utilising online platforms to submit notifications. Specialised platforms ensure that notifications reach all Members on time while allowing for reactions, clarifications, and further circulation of the information amongst stakeholders. These platforms take three broad forms: submission platforms, notification repositories, and subscriber alerts and discussion fora. Most recent platforms like the ePing SPS&TBT Platform incorporate all three elements together (see the box below).

In recent years, TA training has progressively included modules on using these online platforms with positive results. For example, the share of SPS and TBT notifications filed through the dedicated notification submission system has steadily grown in the last five years, peaking at 98% and 99% respectively, in 2022.

Similarly, the share of Members who submitted notifications, responses to checklists of questions, and reports through the e-TRIPS Submission System, rose from 74% in 2021 to 86% in 2022, while e-TRIPS notifications rose from an already high 88% in 2021 to

95% in 2022. In 2022, the e-TRIPS Gateway generated over 2,000 page views daily, more than double the 2021 rate. At the TRIPS council of 6 July 2022, Moldova formally thanked the Secretariat for its assistance in preparing and submitting its notifications.

Figure 11. SPS and TBT notifications by mode of submission (2018-2022)



Key WTO Online Transparency Systems in Brief:



List of WTO online systems: includes all the WTO online systems (databases/websites) which are currently in production.



Agriculture Information Management System (Ag-IMS): provides access to documents and records relevant under the WTO Agreement on Agriculture, and allows Members to submit agricultural notifications.



e-TRIPS Gateway: provides an integrated point of access to the market access information opportunities in GPA Parties under the GPA 2012 and related information.



ePing SPS & TBT Platform: facilitates the tracking of Sanitary and Phytosanitary (SPS) and Technical Barriers to Trade (TBT) measures. It allows users to browse notifications, trade concerns and notification authorities / enquiry points, and consult on notifications and sign up to receive alerts related to products and/or markets of interest.



Notifications module: The Notifications module on Documents Online allows for the searching of notification documents by notifying members and WTO legal requirements, using the Central Registry of Notifications (CRN) database.

New transparency tools: ePing SPS&TBT Platform

A new and more comprehensive online transparency tool, integrating the content and functions of five separate SPS and TBT pre-existing tools, was officially launched in July 2022. The Platform was designed as a single-entry point for users to submit and track information on product requirements while enhancing coordination among government agencies and the private sector. It offers an improved version of previous SPS and TBT transparency tools, allowing Members to efficiently notify changes in SPS and TBT regulations, exchange comments, or coordinate on SPS and TBT matters of interest.

At the end of 2022, around 19,500 ePing users covering 189 Members and Observers were registered. This represents 3,890 new registrations, a 20% increase from December 2021. Some users registered after a TA activity had been delivered in their country or region, confirming the efficiency of TA activities in spreading the word about the ePing SPS&TBT Platform and getting users started with the registration process and the subscription to receive email alerts. 76% of users receive daily or weekly email alerts on SPS and/or TBT notifications. Some additional functionalities, such as the national and international discussion fora and the chat for users with admin rights, are also of interest to many Members.



WTO DDG Paugam, Dorothy Tembo, (Deputy Executive Director, ITC), and the Chairs of the SPS and TBT Committees at the launch of ePing, 13 July 2022.

“The training of the ePing remains of paramount importance to the work we do on a daily basis. The portal allows for timely access to notifications and submissions of comments. It has eased the burden of communication between the National Enquiry Points and its stakeholders as well as National Enquiry Points to National Enquiry Points communication.”



Dineo Hexana, Economist, South African Bureau of Standards

ENHANCED PARTICIPATION

TA Beneficiaries remain active in Committees

By expanding and strengthening Members' knowledge of WTO Agreements, TA activities aim at boosting beneficiaries' effective participation in the multilateral trading system. As the work of WTO bodies is based on the documents submitted by Members, developing and LDC Members' capacity to submit documents (proposals, statements, questions and replies, reports...) is a proxy indicator of their ability to actively contribute to deliberations. Notifications were excluded since these are discussed separately in the report.

In 2022, the number of 'substantive' documents submitted by developing and LDC Members fell by a quarter from the previous year, recording the lowest number in the last six years. The total submission of such documents was lower than the 2017-19 average used as a baseline in the TA Plan (588 substantive documents vs 611). Regarding the distribution of submissions, 87% came from developing and 13% from LDC Members.

Besides the submission of substantive documents, TA beneficiaries' involvement in the work of WTO bodies relies on the capacity of their delegates to participate effectively in the proceedings. Their capacity to use mechanisms such as Specific Trade Concerns (STCs) in the Committees which employ them is thus a good illustration of effective participation. STCs allow Members to address trade tensions through dialogue and cooperation. As shown in figure 13, developing Members' capacity to raise new STCs in the TBT Committee has been quite constant in recent years.

On their own or in coordination with Developed Members, they have raised the majority of the new TBT STCs over the last decade (77% in 2022). A similar case can be made for new STCs in the SPS Committee (see figure 14). Developing Members have also raised the majority of new SPS STCs in the last 15 years. TA activities on standards (TBT and SPS), such as the Course on Essentials for SPS Committee Participation illustrated in the separate box below, focus on building the capacity of developing countries to effectively participate in the relevant Committees.

Figure 12. Number of 'substantive' documents submitted by beneficiaries by development status (2018-2022)

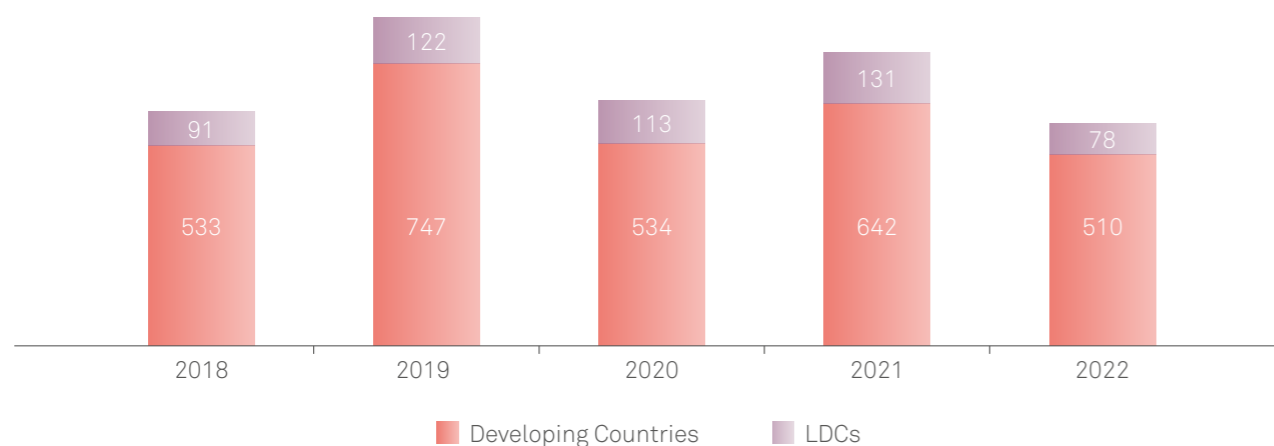


Figure 13. New STCs raised in the TBT Committee by development status (1995-2022)

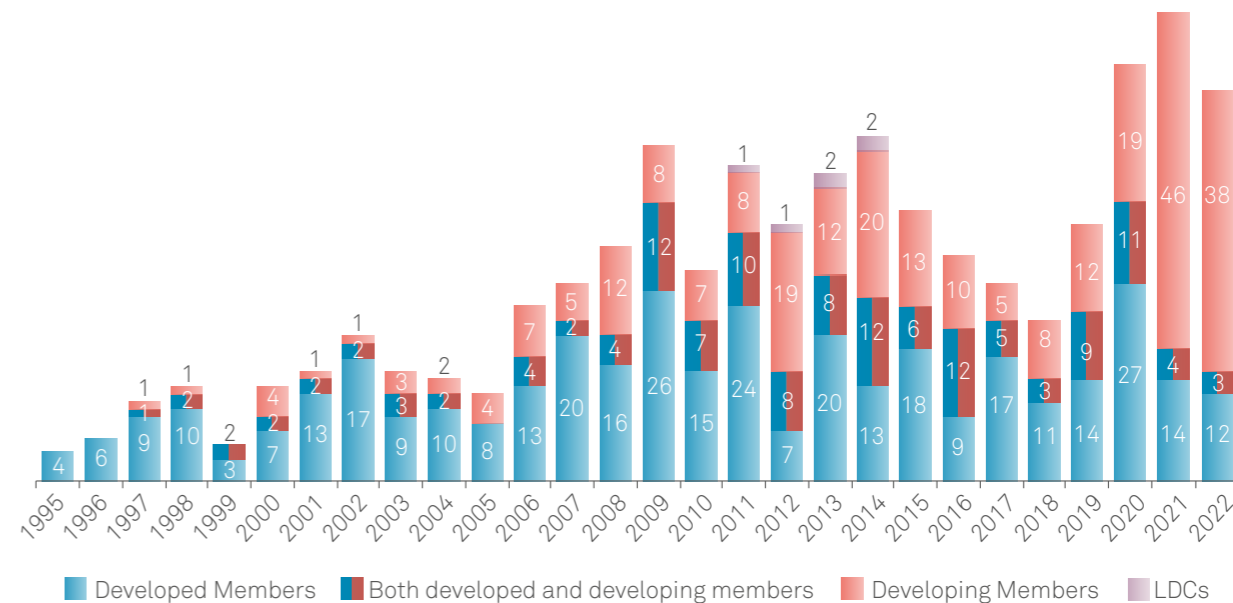
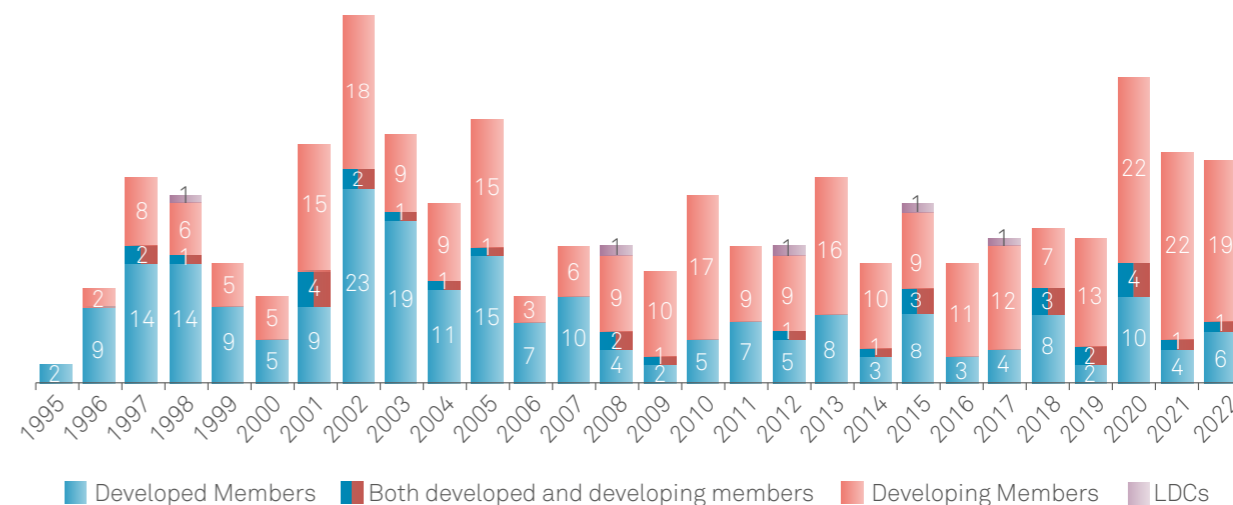


Figure 14. New STCs raised in the SPS Committee by development status (1995-2022)



“The course was very useful and informative. I learnt about the SPS Committee process, the role of the different actors in this Committee and clarification on how to find relevant documents (documents for meetings and information available on ePing).”



Moujanni Abdelkarim,
Head of Division, SPS and Market Access,
National Office for Food Safety, Morocco

Enhancing effective participation in the SPS Committee

The first edition of the Course on Essentials for SPS Committee Participation happened in French from 15 to 24 November 2022. The course was delivered via Zoom. The course was designed as a hands-on activity to foster participation in the SPS Committee. It aimed to enhance the participant's understanding of the SPS Agreement to improve Members' participation in the SPS Committee, and to build a strong network of SPS experts.

Participants were government officials from 11 Central, North, and West African countries responsible for food safety, animal health and plant health. Through interview-style discussions, participant-led break-out groups, participants' presentations, case studies, and informal one-to-one conversations with trainers,

former SPS Committee Chairs and current delegates, participants learned about the functioning of the SPS Committee and the benefits it can provide to developing countries. They were also reminded of the provisions of the SPS Agreement and practical implementation issues through a review of current SPS Committee discussions, and of the SPS Committee thematic groups that were set up following the SPS Ministerial Declaration and of their relevance for developing countries.

Participants followed virtually the November SPS Committee meeting, reflected upon key questions, and filled in a pre-course questionnaire. These formed the departure point of this course.

Perspective of the SPS Committee Chair

Without the participation of developing Members, the SPS Committee cannot have a role in the WTO and contribute to global trade.

All the Members' agreed on an SPS Declaration in June 2022. The main purposes of this Declaration include enhancing the implementation of the SPS Agreement and increasing participation of and support for the unique needs of the developing and least developed country Members in the development and application of SPS measures. These aspects need every Members' contribution and particularly the motivation of all participants in this training course to enhance their countries' participation in the upcoming discussions.

Due to their relatively restricted resources, developing Members participate less in the SPS Committee than developed Members. The SPS Committee needs more participation from developing Members in its meetings. By increasing the understanding of the SPS Agreement through the activity, participants can take what they have learned back to their countries and enhance their involvement in future meetings of the SPS Committee.

I participated in an interview session and participants actively asked me many questions, for example, regarding the role of a chairperson, the selection process of chairpersons of WTO committees, and how to deal

with outstanding specific trade concerns. I believe participants understood the work of the SPS Committee more from my sharing of my experience. Not only did I give them a better understanding of the chairperson's role, but I also learned about their expectations from the Committee, which was helpful for me in chairing future meetings.

I sincerely hope all participants can take this opportunity to increase their understanding of the SPS Agreement and participate more in the SPS Committee in the future. I also encourage participants to provide their experience, perhaps under the agenda item on "technical assistance" in the regular meetings, or to raise questions and share their experience in our upcoming thematic sessions. We do need their contribution to make this Committee better.



Tang-Kai Wang,
Chinese Taipei,
Chair of the SPS
Committee

ON-THE-JOB TRAINING

Building trade capacities of interns at the WTO

The WTO TA's internship and young professionals' programmes allow mid-level public officials and young professionals dealing with trade issues to 'learn-by-doing' as they work either at the Secretariat or with their missions in Geneva.

Internships are a very particular type of technical assistance, as they are lengthier (10 months on average, while some workshops last only a few days) and cost much more than the average activity. The resources available for the Regional Coordinator Internships (RCI) and the Young Professionals Programme (YPP) are more predictable, as they are funded entirely by the WTO TA non-earmarked voluntary contributions. For the other internship programmes, the funds depend on the contributions from their specific funders (China for the Accession Internship Programme, France, and Ireland for the FIMIP and the Netherlands for the NTP). They may therefore vary from year to year.

In 2022, a total of 51 interns participated in these programmes. In the spirit of inclusion and of building capacities for Members who need it most, almost half of the participants came from LDCs. In general, total participation figures have been stable since the YPP started hiring over a dozen of interns per year in 2018.

Interns and young professionals' performance is assessed at the end through close feedback from their supervisors. Out of 51 participants in these programmes in 2022, more than a third (35%) significantly exceeded performance requirements. Almost all the others fully met the performance standards, while just one intern received an unsatisfactory review. A network for interns called WINNER was launched in 2022. The platform provides an opportunity for former interns to exchange, inform, learn and network with experts and one another.

Trainee programmes
and internships



Accessions Internship Programme (AIP)

Three young professionals from Brazil, Ghana and Viet Nam completed their AIP in 2022.

Interns were hosted in the Secretariat and supported the accession of countries like Comoros, Iraq, Lebanon, Sudan, Timor-Leste, or Uzbekistan, among others. In addition, they participated in the accession-related technical assistance, outreach, research, and transparency activities of the Secretariat. They also worked on the implementation of the Trade for Peace Programme, that aims at supporting fragile and conflict-affected states in achieving stability and prosperity through WTO accession.

“Working specifically in accessions provided me with a comprehensive overview of WTO rules and enhanced my understanding of the political realities involved in bilateral negotiations between acceding governments and WTO Members. My daily tasks were challenging, dynamic and innovative, and working under the supervision of the Division was very enriching: I received solid guidance while having the autonomy to focus on my areas of interest and to propose new ideas for research, events, and more.”

Amanda Sayuri Miashiro,
AIP Intern from Brazil



WHO: young graduates
WHERE FROM: developing and LDC Members
WHAT: work in the WTO Secretariat's Accessions Division
HOW LONG: 10 months on average

🕒 Interns' time allocation



KEY RESULT 1

KEY RESULT 1

Netherlands Trainee Programme (NTP)

Twelve junior to mid-level government officials from developing Members and Observers and LDCs had the opportunity to enhance their trade-related skills through practical work experience at the WTO in 2022. The trainees supported the daily work of WTO divisions, conducted research, and participated in WTO committees. Interns had the opportunity to actively follow the preparation of MC12, which was characterised by intensive discussions on various aspects of the WTO work programme.

“The exposure I gained at the WTO Secretariat in terms of facilitating regular work and negotiations in a multilateral context was invaluable. The various meetings with Members and discussions with senior colleagues and fellow trainees allowed me to broaden my view of the multilateral trading system. My capacity to deliver on my country's trade agenda has been greatly enhanced.”



Alice Tumbo,
NTP intern from Kenya

French-Irish Mission Internship Programme (FIMIP)

Nineteen capital-based mid-level government officials dealing with trade issues participated in the FIMIP and joined their country of origin's delegations to the WTO. The interns provided valuable support to their Missions, enhancing their capacity to participate in meetings of WTO bodies and regional groupings, and to perform related work, particularly in the preparation phase, during and after MC12. Interns got to deepen their knowledge of WTO Agreements and could stay informed of WTO current negotiation processes affecting their countries, subject matters and working procedures of different WTO bodies.

“This internship experience has been very enriching and has allowed me to deepen my knowledge on the various issues that concern global trade and have an impact on the economies of Members, particularly developing countries like Eswatini.”



Khetsiwe Khumbuzile Makhanya,
FIMIP intern from Eswatini

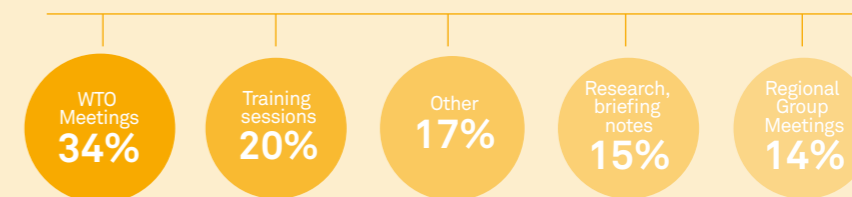
WHO: government officials
WHERE FROM: developing and LDC Members and small and vulnerable economies
WHAT: learn by working in the WTO Secretariat
HOW LONG: 9.5 months on average

🕒 Interns' time allocation



WHO: capital-based mid-level public officials
WHERE FROM: developing and LDC Members
WHAT: work in the permanent missions of their countries to WTO
HOW LONG: 9.5 months on average

🕒 Interns' time allocation



Regional Coordinator Internship (RCI)

This programme, subject to demand from WTO Members coordinating a WTO regional group or a group of countries, accepted four capital-based trade officials in 2022. While enhancing their own capacities, interns from Cameroon (African group), Jamaica (ACP group) and Solomon Islands and Vanuatu (Pacific Island Forum) supported their Missions in participating in the daily activities at the WTO and assisted them in coping with the additional workload linked to their responsibilities as group coordinators.



Jonah Taravaki,
RCI intern from Vanuatu

“ Thanks to the programme, I learned to use WTO information sources and platforms better, which helped me prepare speeches and meetings in advance. Under the RCI programme, I was privileged to represent my country in important discussions such as the fisheries and agriculture retreats. It was an extraordinary experience that gave me courage and self-confidence.

WHO: capital-based mid-level public officials

WHERE FROM: Members coordinating a regional group or a group of Members and Observers at WTO

WHAT: work in the permanent missions of the group coordinator

HOW LONG: duration of the coordinator's mandate, 1 year maximum

Interns' time allocation



Young Professionals Programme (YPP)

Twelve young professionals from diverse origins took part in the Programme. They spent 11 months in different divisions within the Secretariat and were supervised by senior WTO Staff. Their daily tasks ranged widely and included contributing to Secretariat working papers relating to the regular work of the WTO; assisting in servicing of WTO bodies and dispute settlement panels; preparing and co-delivering technical assistance presentations; and assisting in the preparation of the negotiating issues for MC12. Barbados, Ghana, Kenya, Trinidad and Tobago, Ukraine, Vietnam, and Zambia were represented for the first time in the young professionals programme.



Assem Shakirtova,
YPP intern from Kazakhstan

“ The practical knowledge I have gained as a YP at the WTO is invaluable. The year has allowed me to immerse myself in the Fisheries Subsidies negotiations and contribute to important WTO events such as the 12th Ministerial Conference, the 8th Aid for Trade Global Review and the Public Forum. I am extremely grateful for this unique opportunity to work alongside exceptional professionals in an incredibly supportive environment.

WHO: qualified young professionals

WHERE FROM: priority to LDCs and developing Members with no or low professional representation in WTO Secretariat

WHAT: WTO Secretariat

HOW LONG: 1 year maximum

Young Professionals' areas of work in 2022



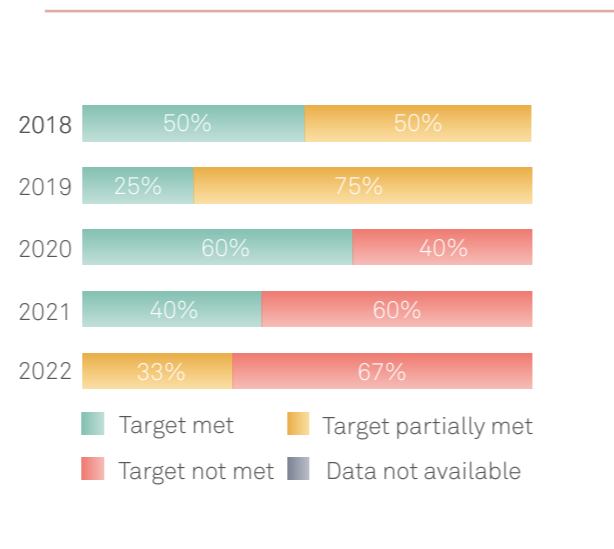
SUPPORTING ACCESSIONS

KEY RESULT

2



Acceding governments are participating in accession negotiations



Progressing towards WTO membership

Technical assistance continues to be essential in supporting the advancement of accession negotiations, especially for LDCs. In 2022, several acceding governments continued working to join the WTO as Members. However, the number of those for which accession was in progress was lower than in 2021 (-44%) and the number of inactive accessions increased (+38%) (see infographic 5). This logically reduced the results of the TA under KR2, since the main assumption on which the TA targets had been defined (Accessions are active) did not fully materialise in 2022.

A new Coordination Group on Accession-related Technical Assistance was launched at the 2022 Aid for Trade Global Review in July, aiming to enhance coordination among TA providers and increase the effectiveness of accession-related TA and capacity building for the benefit of acceding governments. Five accession Working Party meetings took place in 2022 – 4 formal and 1 informal working party meeting.

Approximately a thousand representatives from WTO Observers took part in accession-related TA activities. Many of these activities were conducted virtually, while an increasing number were hybrid ones mixing face-to-face, online and virtual components. Observers used e-Learning courses in the same proportion as Members (55%), as in 2021. Most participants were attracted by courses in the general category (multi-topics), followed by standards, TRIPS, and Market Access for Trade in Goods.

Global and regional TA events included the 10th China Round Table on LDC accessions and celebrating the 10th anniversary of the China Programme in January. The second High-Level Regional Dialogue for Arab accessions was also organized in February in collaboration with the Arab Monetary Fund and the Islamic Development Bank.

Several LDCs made progress in their accession. The Working Party on the accession of Timor-Leste held its 3rd and 4th formal meetings, and the Working Party on the accession of Comoros its 7th meeting. Elements of a draft Working Party Report and a draft Working Party Report on the Accession of Timor-Leste, and revised draft Reports of the Working Party on the Accession of Comoros were prepared. In addition, the Chairpersons of the Accessions of Comoros and Timor-Leste also issued progress reports on the respective accessions to the 12th Ministerial Conference. National TA workshops on accession were held in Comoros, Sudan and Timor-Leste to support these processes.

National workshops were also delivered for Azerbaijan, Curaçao, Iraq and Turkmenistan, addressing specific subjects such as accession-related procedural issues, accession documentation, market access for goods, trade in services, state trading enterprises, among others.

Figure 15. Number of key accession documents submitted (2019-2022)

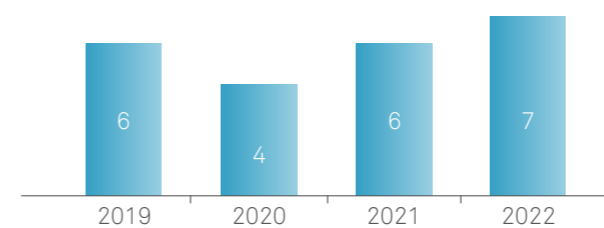


Figure 16. Accession meetings by type (2019-2022)

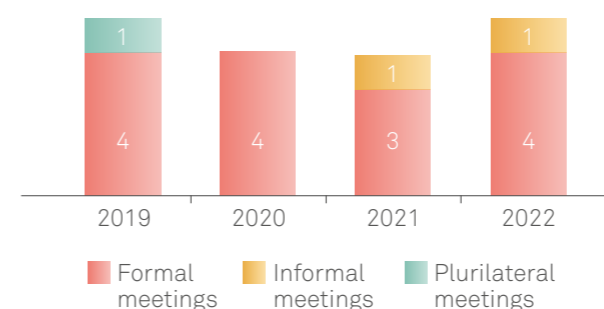
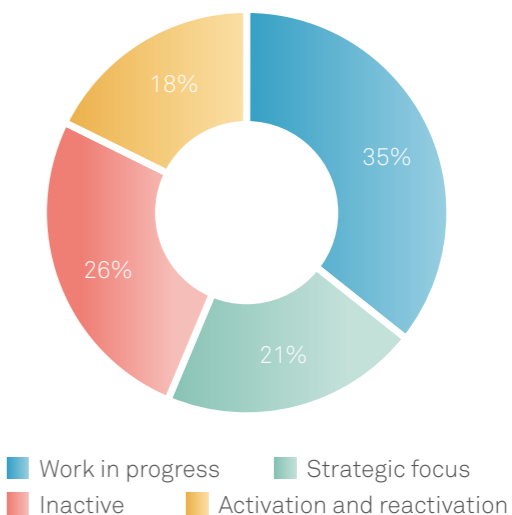


Figure 17. Observers' participation in TA by accession progress status in 2022



Other key accession documents prepared or revised in 2022 include a Memorandum on the Foreign Trade Regime (MFTR) of Equatorial Guinea; a revised MFTR of Iraq; a revised Factual Summaries of Points Raised for the Working Party of Uzbekistan.

While Comoros and Timor-Leste were advancing towards the finish line, good progress was also registered in non-LDC accessions. Uzbekistan held the 5th meeting of its Working Party, based on a new set of updated negotiating inputs, while technical progress was also made in the accessions of Azerbaijan and Iraq. In total, seven accession documents were issued in 2022, which is an increase from the previous year.

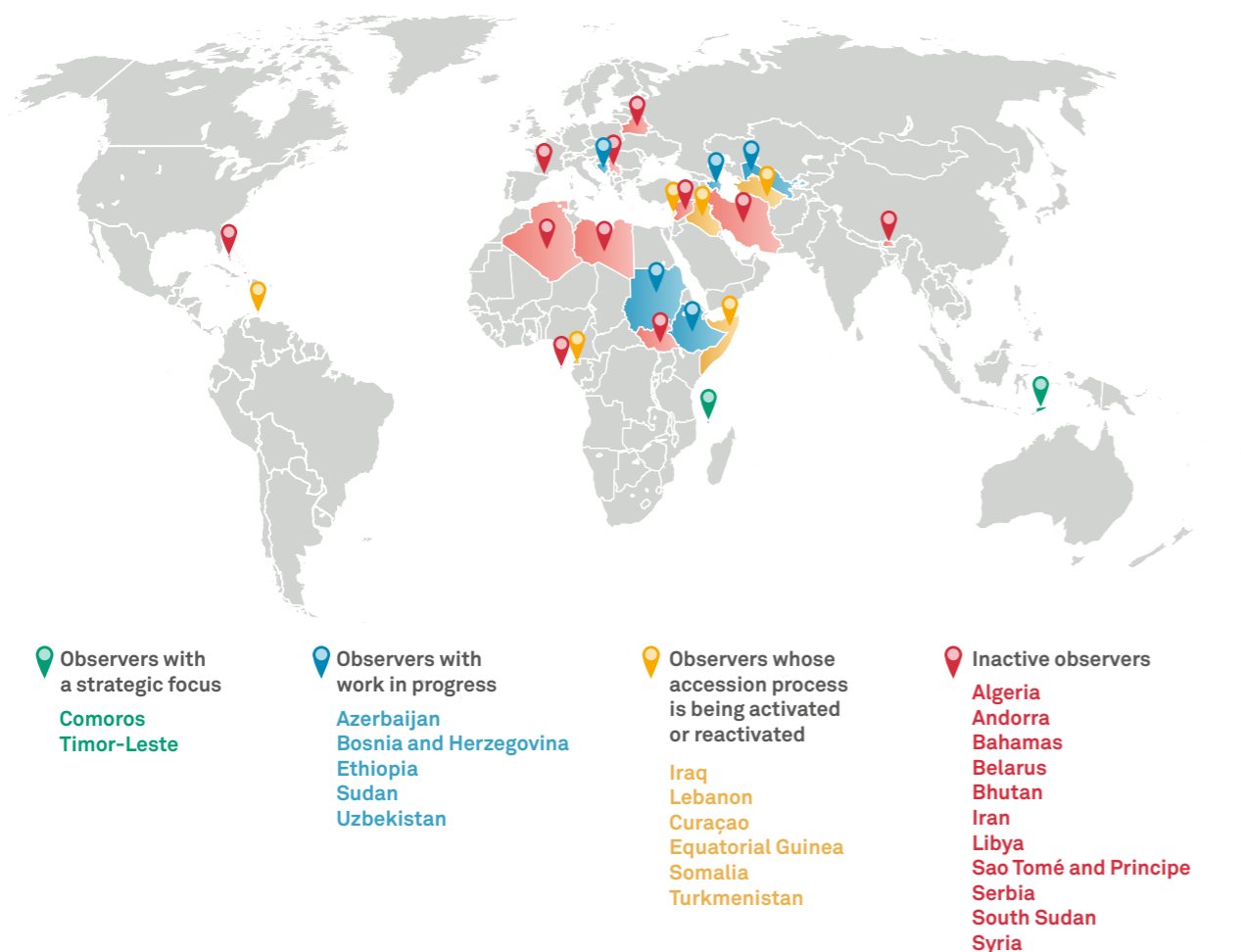


Lower engagement from Observers

2022 saw lower engagement from Observers (see infographic 5), as the number of those with an inactive accession process increased by almost 40%. However, Comoros and Timor-Leste were advancing towards the finish line and technical progress was also made in the accessions of Azerbaijan and Iraq. Bosnia and Herzegovina is no longer a “strategic focus” even if work remained in progress, it was replaced by Timor-Leste.

Meanwhile, Bahamas, Serbia and South Sudan have become less active in their accession process. They have now joined Algeria, Andorra, Bhutan, Iran, Libya, Sao Tomé and Príncipe, and Syria in the category of “inactive” Observers.

Infographic 5. World map with Observers by WTO accession status



KEY RESULT 2

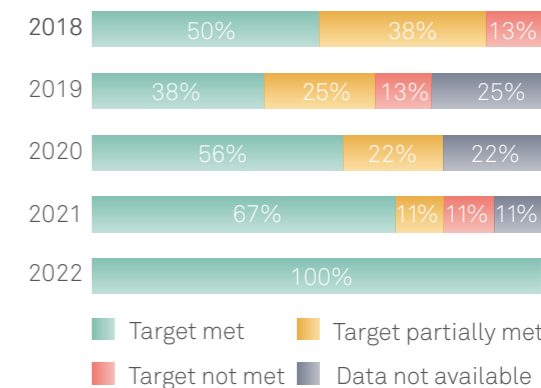
BROADENING ENGAGEMENT

KEY RESULT

3



Academic institutions and other stakeholders analyse WTO issues



KEY RESULT 3

Promoting trade research in academia

The academic community is crucial in generating knowledge and data about trade and in the training of professionals and government employees. As a result, collaborating with local universities and academic institutions, and researchers is an effective way of expanding knowledge about trade and WTO-related issues in developing Members and Observers.

The scaling up of the WTO Chairs Programme (WCP) boosted the capacity of the WCP Network and allowed for broader and deeper coverage of developing Members and regions. With a total of 35 groups of experts worldwide, the Chairs Network has reached the critical mass necessary for regional partnerships among Chairs leading the Secretariat to structure the network around geographical groups. It has achieved stronger and more balanced visibility at the global level. In July 2022, the WCP's Annual Conference brought this expanded group together, consolidating the regional spheres of the network.

Phase III of the WCP started very well in 2022, with increased outputs under each of the three pillars of the Programme (see figures 19 to 21).

“An independent external evaluation of the Chairs Programme recommended better representation – both geographically and regarding LDCs – and more integration with other WTO capacity building and research activities. I am pleased that these improvements have been fully addressed in the WCP's third phase. The programme now counts a total of 6 LDC Chairs, greatly boosted its presence in previously underrepresented areas across Africa, Asia and Latin America.



Usha Chandnee Dwarka-Canabady,
Ambassador of Mauritius, Chair of the Committee for Trade and Development

Figure 18. WCP Phase III Chairs research output (2021-2022)

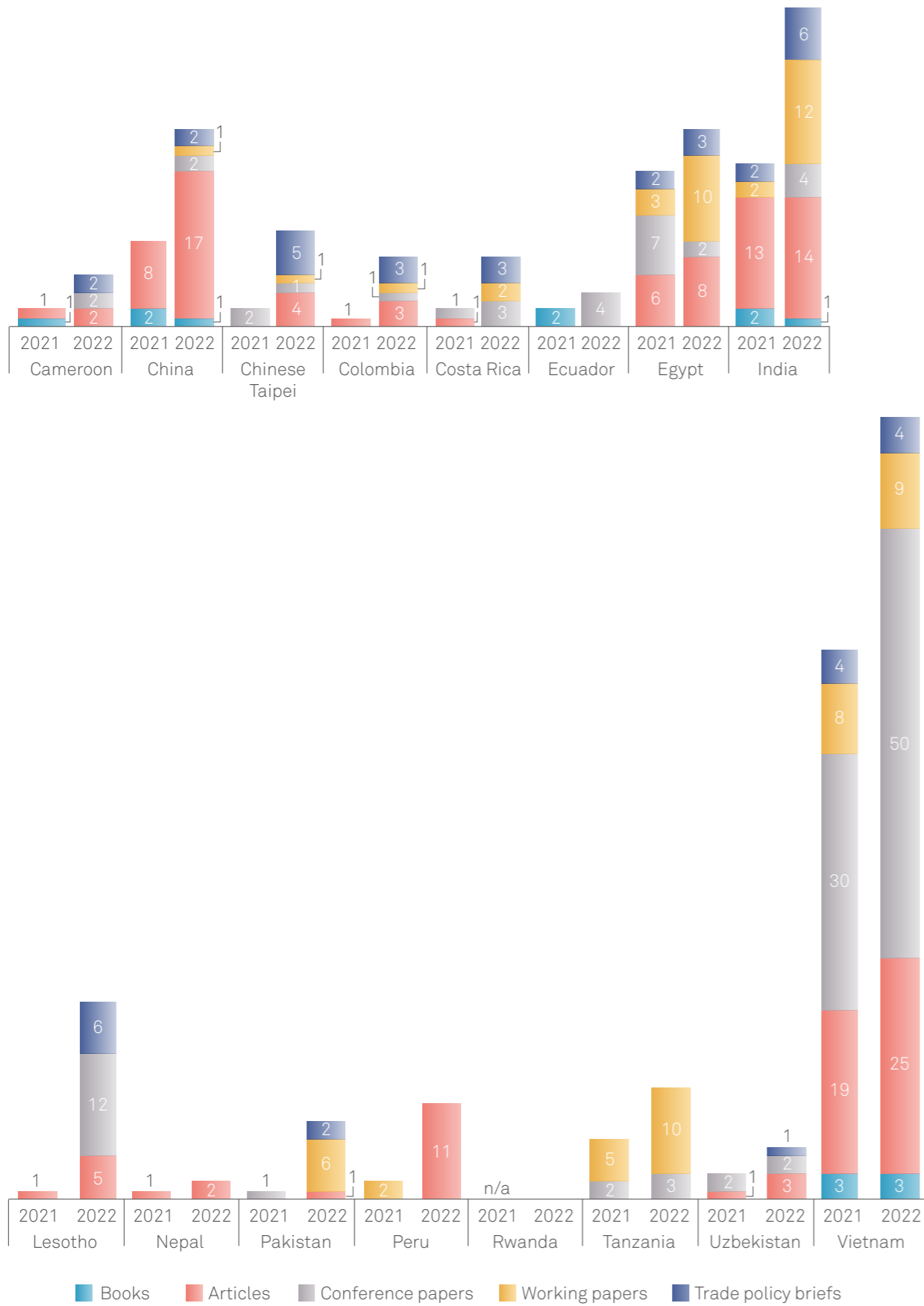


Figure 19. WCP Phase III Chairs students completing WTO-related courses (2020-2022)

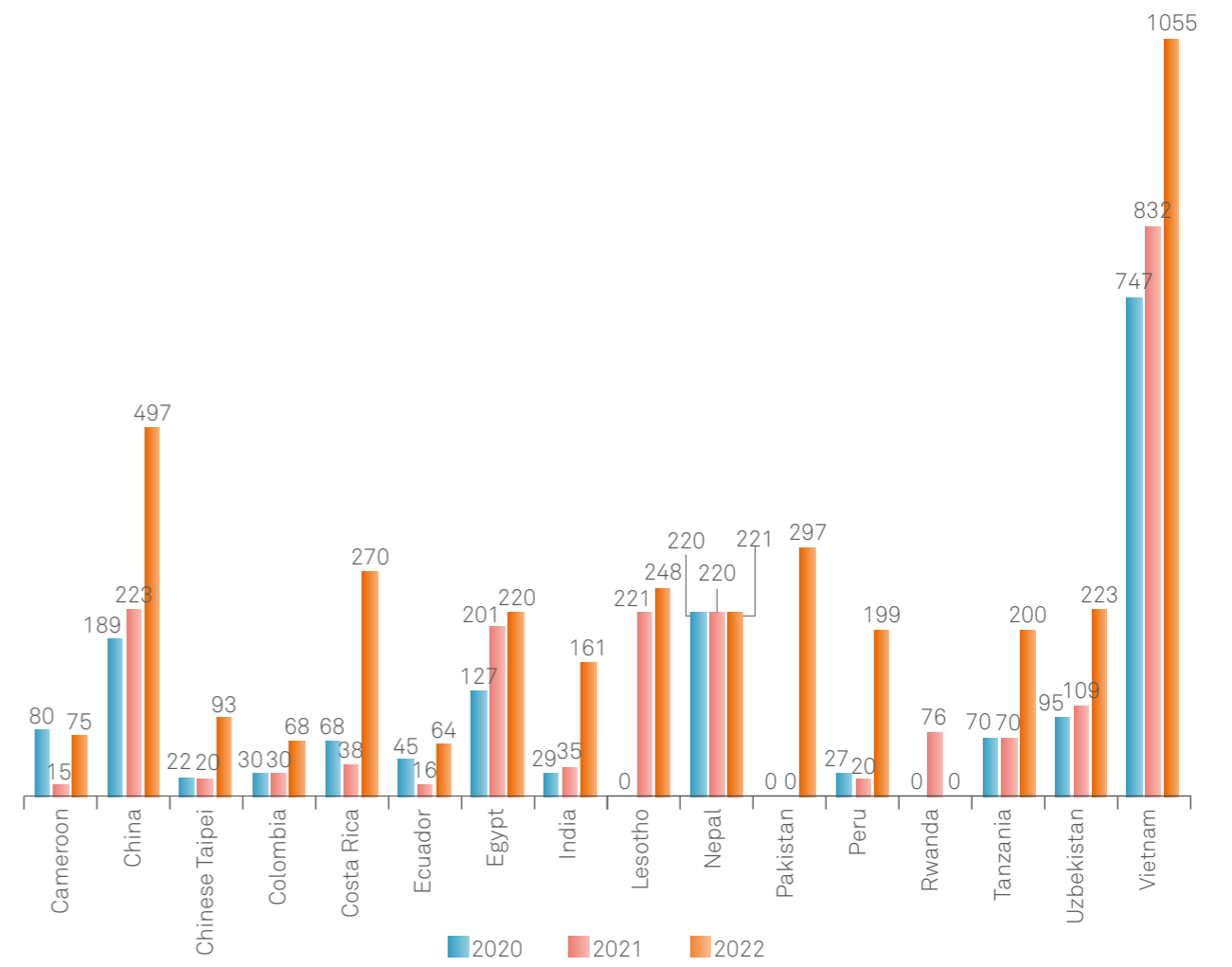
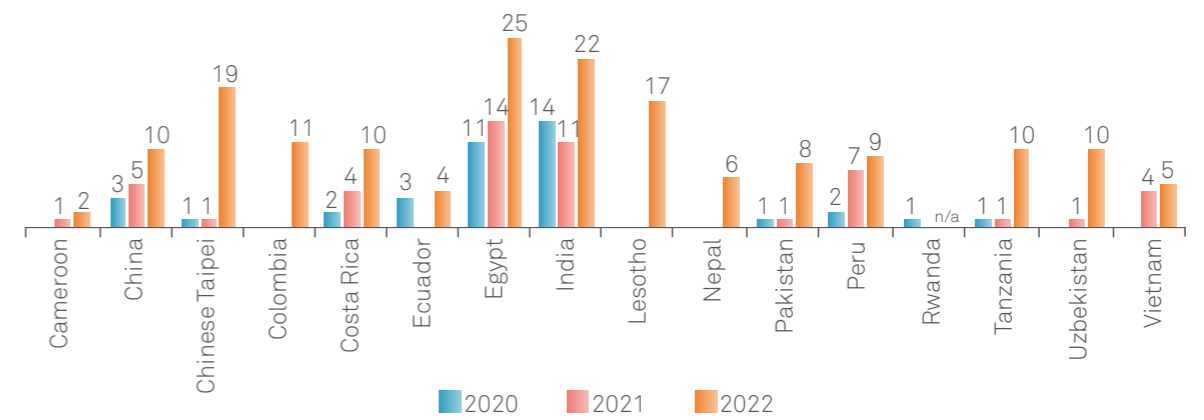
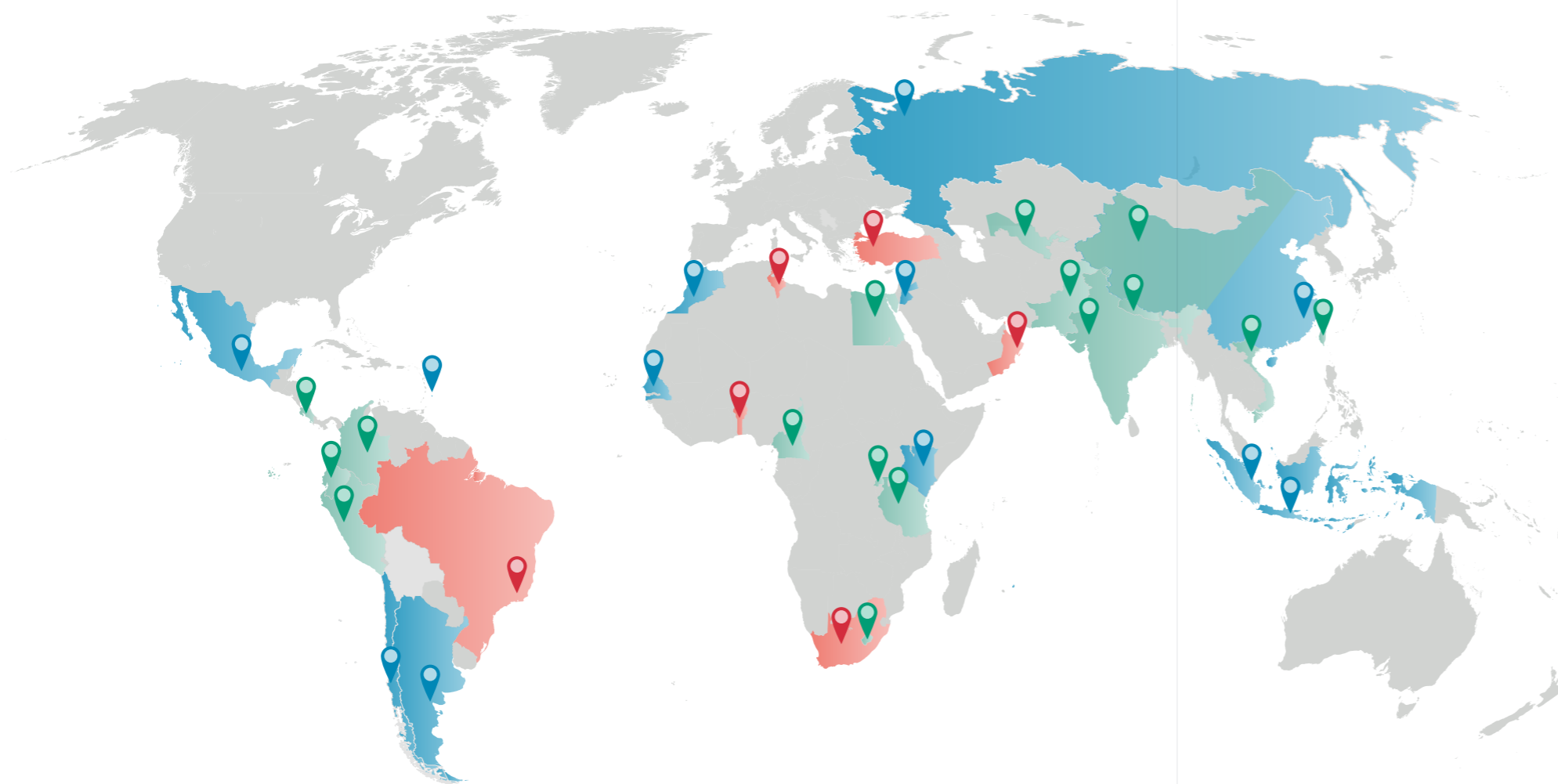


Figure 20. WCP Outreach activities (2020-2022)



Infographic 6. World map with WCP Chairs



Latin America and Caribbean WTO Chairs Network

Through collaboration on research, outreach, and curriculum development, the WCP Latin American and Caribbean WTO Network has been working to build capacity in the region. The Chairs' research on technical barriers to trade, dispute settlement in Central America, and digital commerce was presented to stakeholders during a joint colloquium organized by the WTO Chair in Ecuador. The event hosted academics, government officials, and trade experts from various Latin American Members, discussing multiple topics such as regional trade agreements, the WTO's dispute settlement system, agricultural trade, food security, e-commerce and services trade.

African WTO Chairs Network

Spearheaded by Mauritius, the WCP Africa Network organised a virtual conference on the challenges and opportunities for international trade and investment in the African Continental Free Trade Area (AfCFTA). The conference focused on the interactions and complementarities between the AfCFTA and the WTO and its role in supporting the implementation of the 'Geneva package' adopted at the 12th Ministerial Conference.

At a conference organised by the Chair in Lesotho also focusing on the AfCFTA, public and private sector stakeholders from Namibia, South Africa, Nigeria, Rwanda, and Zimbabwe presented their research, expanding collaboration between the Chairs in southern Africa and Members and Observers outside the WCP Network.

Phase I Chairs (2010-2014)

Latin American Faculty of Social Sciences (ARGENTINA), University of the West Indies (BARBADOS), Shanghai University of International Business and Economics (CHINA), University of Chile (CHILE), Universitas Gadjah Mada (INDONESIA), University of Jordan (JORDAN), University of Nairobi (KENYA), University of Mauritius (MAURITIUS), Instituto Tecnológico Autónomo de México (MÉXICO), Mohammed V University - Souissi (MOROCCO), St Petersburg State University (RUSSIAN FEDERATION), Cheikh Anta Diop University (SENEGAL), National University of Singapore (SINGAPORE)

Phase II Chairs (2010-2014)

University Abomey-Calavi (BENIN), Getulio Vargas Foundation (BRAZIL), Sultan Qaboos University (OMAN), North-West University (SOUTH AFRICA), University of Tunis (TUNISIA), Istanbul Bilgi University (TÜRKIYE)

Phase III Chairs

Université de Yaoundé II (CAMEROON), University of International Business and Economics (CHINA), Universidad de los Andes (COLOMBIA), Universidad Nacional (COSTA RICA), Universidad Andina Simón Bolívar (ECUADOR), Cairo University (EGYPT), Indian Institute of Foreign Trade (INDIA), National University of Lesotho (LESOTHO), Kathmandu University School of Management (NEPAL), Lahore School of Economics (PAKISTAN), Pontificia Universidad Católica del Perú (PERU), University of Rwanda (RWANDA), National Taiwan University (CHINESE TAIPEI), Trade Policy Training Centre in Africa (TANZANIA), The University of World Economy and Diplomacy of Uzbekistan (UZBEKISTAN), Foreign Trade University (VIET NAM)

Asian WTO Chairs Network

At the UN Climate Change Conference (COP27) in Sharm El-Sheikh, Egypt, the WTO Chair at Cairo University organized a session with the University of Paris 1 Panthéon-Sorbonne on the types of trade promoted by environmental regulations, global value chains and environmental upgrading, and environmental provisions in trade agreements and their effect on Egyptian firms' performance. The session concluded with presenting specific projects and case studies by the French Development Agency.

The WTO Chair in India hosted a conference on food security and international law with the participation of the WTO Chair in Nepal, focussing on how methodology serves as an effective means for understanding the recent developments in international economic law and how research should account for the changes in rules and governance structures. In Nepal, a workshop bringing together stakeholders from several ministries, the National Planning Commission of Nepal, the private sector, and representatives of the International Trade Centre (ITC), the Food and Agriculture Organization (FAO) and the WTO also brought policymakers together on this topic.

Building capacity in LDCs through the WCP

The WCP Chair in Lesotho organized student outreach activities to build capacity and harness positive change in LDCs. Students across the health sciences, humanities, law, social sciences, and science and technology departments at the National University of Lesotho participated in an interdisciplinary debate competition focussing on the role of the WTO and the country's

pursuit of export-led agricultural growth. The activity saw students debate on Motion 1: This House would pull Lesotho out of the World Trade Organization Motion 2: Lesotho should pursue export-led agricultural growth. The interactive activity encouraged student interest in international trade and domestic trade policy issues.

“As a science student, I never considered some of the organizations our country is part of and their benefits. This debate competition taught me a lot about our country's economy and growth!”



Mashai Pelei,
Best Orator, WTO
Chair Lesotho Student
Debate, Department
of Science and
Technology, the
National University of
Lesotho

“It felt like I was doing something right for this country by engaging in such a debate; it made me feel alive and left me wanting to learn more and to educate others about the importance of the WTO for Lesotho.”



Bokang Lepota,
Member, Winning
Team, WTO Chair
Lesotho Student
Debate, Department
of Social Sciences,
National University
of Lesotho

PhD Support Programme

With the return to in-person delivery of this programme in 2022, participants could fully reap its benefits in a way that was not possible in the virtual work environment of the previous two years. Five students from Benin (1), Lesotho (1), Burkina Faso (1) and Togo (2) participated in the 2022 programme. Three completed their PhD thesis; the others will complete theirs in 2023.

A former PhD intern, Mag Jitsutthiphakorn of Thailand, was recognized with an award for the thesis she wrote with the support of the programme, under the mentorship of the WTO Secretariat staff. Mag was recognized within the Asian Development Bank Japan Scholarship Programme in the Law and Public Policy category and, overall, as the best thesis produced in any field. The award is given for each area of study under the programme.

Her thesis on the benefits derived from trade in ASEAN economies and whether entering the export market improved firm productivity was also published as a book chapter and separately in two journals.

The PhD Support Programme assists doctoral students from developing countries in conducting advanced research for the final stage of their thesis at the WTO by providing them with mentoring/advice in close collaboration with the student's academic supervisors.

WTO Chairs
Programme



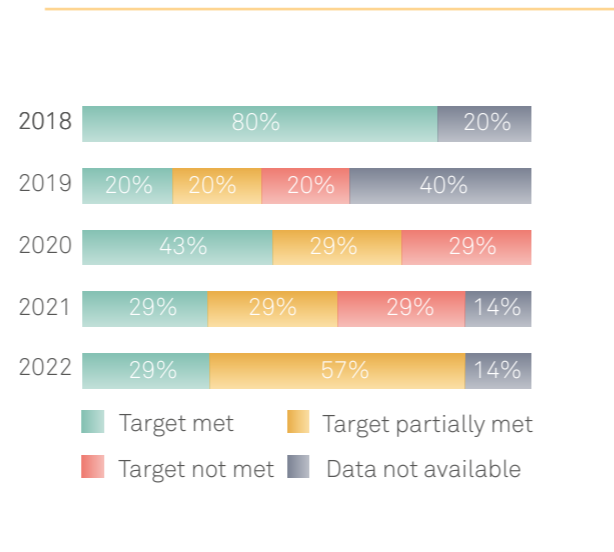
Mag Jitsutthiphakorn,
Former WTO PhD intern

EXPANDING AUDIENCES

KEY RESULT

4

Non-governmental audiences are aware of WTO issues



Public outreach to non-governmental stakeholders and legislators

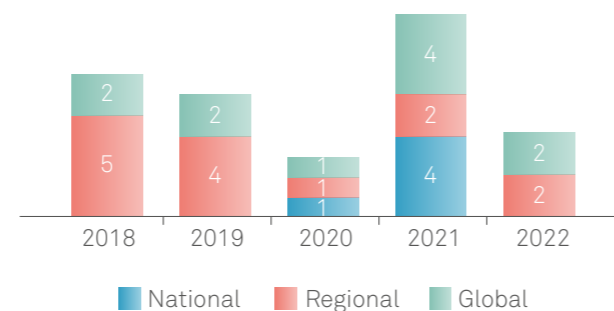
Beyond providing knowledge to government officials about trade-related issues, the WTO TA also seeks to engage with a broader audience, such as the business community, NGOs, journalists, Members of parliaments, and the public at large, to increase awareness and promote cooperation.

The Inter-Parliamentary Union (IPU)-WTO workshop in November, a joint initiative of the IPU and the European Parliament, brought together Members of Parliament from Latin America and the Caribbean in Buenos Aires to discuss the legislative work required to implement MC12 outcomes at the National Congress of Argentina.

In-person TA activities for non-traditional WTO actors resumed in 2022 without reaching yet their pre-pandemic average level. Four face-to-face TA outreach activities were organized; two regional and two global (See Figure 21). In 2022, the outreach activities focused on topics such as challenges facing the multilateral trading system, understanding the WTO and the legislative work required to implement the outcomes of the WTO's 12th Ministerial Conference (MC12) held in June 2022.

In partnership with the Friedrich Ebert Stiftung (FES), the WTO held at the end of November a regional workshop for journalists from different African nations at the WTO headquarters. WTO organizes workshops for journalists to help them better understand the WTO and the rules-based trading system and brief them on the latest WTO developments such as the MC12 outcomes.

Figure 21. WTO TA outreach activities (2018-2022)



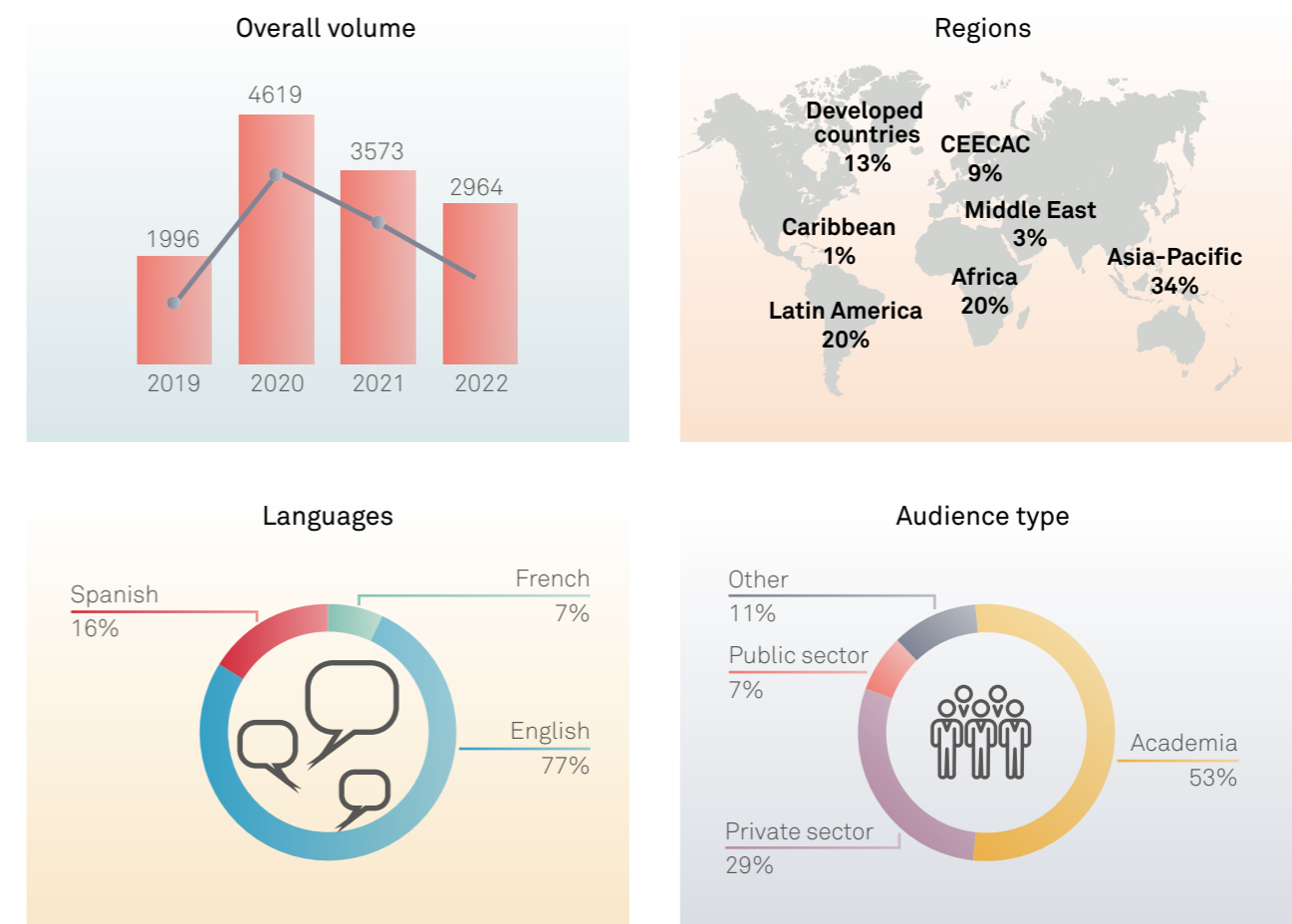
Legislators from the Euro-Mediterranean Region held their first Economic Parliamentary Forum in Marrakech in December, building on cooperation between the WTO and the Parliamentary Assembly of the Mediterranean (PAM). During the forum, WTO officials provided information on the MC12 outcomes, and the conditions needed for the Fisheries Agreement to take effect. Members of Parliament were given in-depth details on the Geneva Package, including the pandemic response, the Agreement on Fisheries Subsidies, and Members' discussions concerning WTO reform. The PAM President welcomed the outcome of MC12 and "Called upon its Member States to promptly ratify the agreements reached at the 12th Ministerial Conference of the World Trade Organization".

TA training materials requests

One of the goals of e-Learning is to reach out to non-traditional WTO publics who can use the e-Learning training materials for self-study. Requests for training materials from such non-traditional participants decreased from 3,573 in 2021 to 2,964 in 2022. Just like in the previous year, academia made the largest number

of requests, followed by private sector representatives, governmental organization personnel and NGOs. Likewise, English was the language with the highest training material requests (77.2%) while for the regions of origin, most self-learners were from Asia Pacific, followed by Latin America and Africa.

Infographic 7. Training Material Requests



Diversifying promotion channels

Social media has brought WTO TA to people and audiences that previously could not be reached, as it can increase the visibility of results and impact. Social media channels continue to be utilized by the Secretariat to give visibility to TA activities to its potential audiences worldwide. The WTO TA social media accounts (Facebook, Instagram, LinkedIn, Twitter and YouTube) remained active throughout 2022 to promote upcoming courses and advertise impact of results. The accounts following grew on all WTO TA five social media accounts.

The WTO website also saw an increase in usage during the year. Regarding views, TA webpage and news items were again well above the 2018-2021 average.

KEY RESULT 4

“For me as a journalist, this training was an unexpected opportunity to discover the WTO closely, meet representatives of several countries, and get closer to their concerns and perception of things. It was also a great opportunity to take advantage of experts coming from different fields and better understand international trade's current challenges.”



Ahlam Nazih,
Journalist at
L'Economiste,
Morocco

Click here to follow WTO TA Social Media



Infographic 8. Most-Viewed pages in the WTO Website



Chapter 2

Prioritizing inclusion



- For the first time ever, more women participated in WTO TA activities than men
- Participation of LDCs in TA activities was lower in 2022 compared to 2021
- An increasing number of TA activities were held in languages other than English or with interpretation

INCLUSIVE TECHNICAL ASSISTANCE



“Non-discrimination is the fundamental principle behind effective technical assistance

By Bridget Chilala, Director, Institute for Training and Technical Cooperation, WTO

Non-discrimination in trade is one of the core principles around which the multilateral trading system was built and keeps operating for more than 75 years. Given the wide diversity of national situations in the world, and the huge differences in development, an absence of discrimination means treating the smaller, more vulnerable, or less advantaged in a more favourable way for them to enjoy equal opportunities. This willingness to help rebalance the playing field is at the heart of the WTO TA activities.

Concretely, the WTO tries to address any perceived disadvantage, be it in terms of gender, level of economic development, geographical proximity, language barrier etc.

Inclusivity is a priority in the WTO TA to ensure that government officials of all regions, especially the ones from least developed countries, enhance their negotiating skills and expertise on various aspects of the WTO work. TA activities are also planned for the business community, non-governmental organizations, journalists, legislators, other international organizations, and

the general public, to enhance cooperation and raise awareness about international trade.

By so doing, the Secretariat contributes to the active involvement of all participants in shaping the outcomes of the WTO. It incorporates developmental elements when designing its plan for providing capacity building and technical assistance to all the TA beneficiaries.

Gender equality is essential for the achievement of global goals. The WTO Secretariat pledges to advocate for gender parity in all its endeavours; hence, WTO TA strives to incorporate a gender perspective in training materials and trade-related discussions. More participation of women in TA will result in more gender-sensitive training and in-depth knowledge of trade and gender issues, which can be used to advance policy changes to encourage greater participation of women in trade and economic growth. For the first time, more women than men participated in WTO TA activities in 2022. This is a very symbolic milestone for the WTO.

New courses and training focusing on trade and gender have been developed to enable government officials to address women's trade-related challenges and to formulate and implement gender policies, strategies, and programmes to leverage opportunities in regional and international markets.

“The WTO tries to address any perceived disadvantage, be it in terms of gender, level of economic development, geographical proximity, language barrier.

Increasing the participation of women in the labour market could increase Members and Observers' productivity, fostering greater economic diversification, innovation, and poverty reduction. Engaging men on gender-related issues is also essential in ensuring their skills are enhanced with the ability to perform gender analysis and apply it to trade issues.



Developing and LDC Members actively contribute to the Multilateral trading system's work. LDCs are a priority for the WTO TA. For LDCs to understand changes in the international trading system and analyse the need to modify their trade policies, technical assistance is crucial. WTO will continue to make TA accessible to LDCs to ensure they can contribute to their economy's participation in the WTO's work and trade negotiations.

Regarding geographical diversity, we are reaching more places with beneficiaries from diverse and underrepresented economies. For example, Barbados, Ghana,

Kenya, Trinidad and Tobago, Ukraine, Vietnam, and Zambia were represented for the first time in the Young Professionals programme. They spent a year at WTO to improve their knowledge about international trade and to contribute to WTO activities.

WTO TA offers courses in any of its three working languages, sometimes with the provision of interpretation. Whilst English is predominant, like in most domains today, all the new e-Learning courses are translated into French or Spanish to promote language diversity. Multilingual activities allow participants who would otherwise not work together

to interact and share experiences. To enhance participants' ownership and make training more context-specific, WTO TA also uses regional or local experts as facilitators.

The WTO remains dedicated to using trade capacity building initiatives to empower all stakeholders to have a say in its negotiations, discussions and policy making processes in order to create inclusive, sustainable, and prosperous economies.

INCLUDING LDCs

Driving change in least-developed countries

A major priority of WTO TA is promoting LDCs' participation in the Multilateral Trading System. There are 46 LDCs worldwide, of which 35 are WTO Members and eight are WTO Observers. LDCs hold the keys to unlocking the full potential of trade for the growth and development of their economies.

In comparison to 2021, LDC participation in TA activities decreased in 2022. Nationals from LDCs accounted for 22% of the overall participation, coming from 42 different WTO Members and Observers, mainly from Africa. That share increased for interns and young professionals, as almost half (45%) were LDC nationals. The share of LDC nationals among e-learners slightly decreased in 2022 to 26% (30% in 2021). Regarding the completion of the courses, only 49% of LDC participants completed the courses that they enrolled in, which is in line with the performance of non-LDCs e-learners.

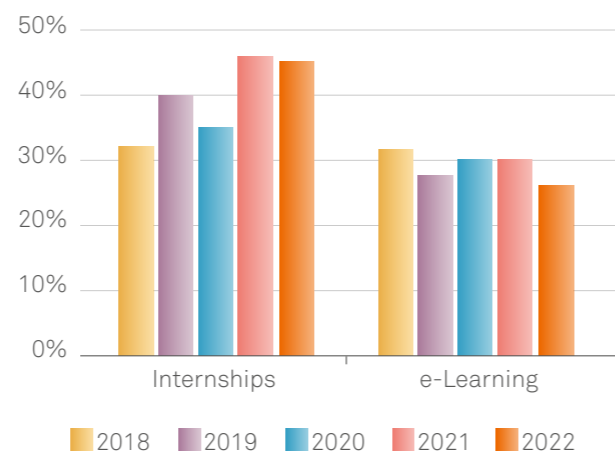
The number of documents LDCs submitted to WTO Committees – another valuable indicator of their participation in the system shows that LDCs' submissions decreased in 2022 (see page 36). Stronger participation by LDCs continues to be driven mainly by Africa and Asia-Pacific, where most LDC Members and Observers originate.

“The LDCs face daunting challenges - be it accessing markets, producing goods, linking the small businesses to bigger platforms, tapping into the opportunities from digital trade and other emerging trends. It is important for LDCs to remain vocal about ensuring the implementation of past LDC decisions. And it is equally important to ensure that policy flexibilities respond to LDCs' real needs and help LDCs boost trade-led development.



Kirsti Kauppi,
Ambassador of Finland,
Chair of Sub-Committee
on LDCs

Figure 22. LDCs share of participants (2018-2022)



Trade and Development



Enhancing LDCs participation in global trade

The least developed countries are home to over one billion people, but collectively they account for less than one per cent of global exports. Integration of LDCs into global trade has been an essential objective of the international community. The WTO has been supporting the integration of LDCs into the multilateral trading system through its technical assistance.

To explore the evolving LDC trade priorities, the WTO Secretariat hosted in December a three-day seminar in English and French for LDC capital-based officials. 35 capital-based government officials from 24 LDCs joined the event in Geneva. Together with Ambassadors and experts of the WTO LDC Group in Geneva, participants exchanged views on the current trade priorities of the group in the area of market access and in broader WTO negotiations.


Capital-based officials showed interest in ensuring the full implementation of LDC-specific decisions, making special and differential treatment more effective, and making great use of regular WTO Committees and existing digital tools, including e-Ping. They were also keen to explore digital trade opportunities and to deepen regional integration efforts, such as the African Continental Free Trade Area.

“It was my first time to be at such WTO Seminar in-person event, and it was a great learning and hands-on experience for me as part of my career development and capacity building as a capital-based trade official. The sessions sparked interactions amongst the participants and speakers/ facilitators.



Janice Ashwin,
Ministry of Foreign
Affairs and External
Trade (MFAET),
Solomon Islands

“The seminar was very informative and interactive, one of the most intensive I have attended. I am fortunate to have participated because most sessions have elements related to my work.



Musu Kebba Ceesay,
Ministry of Trade, Industry,
Regional Integration and
Employment, The Gambia

PROMOTING WOMEN'S PARTICIPATION

Increasing women's participation in global trade

Increasing women's role and participation in global trade is part of WTO TA's mission. For the first time, more women (51%) than men participated in WTO TA activities. This is a good move towards raising awareness of how trade can impact women's economic empowerment. Symbolically, this constitutes a spectacular achievement especially after the COVID-19 years during which women were disproportionately affected by sanitary restrictions and work-from-home.

In e-Learning activities, women accounted for 54% of all participants in 2022, which represents an increase of 21% from the previous year. Additionally, women participants accounted for 55% of all courses passed with a distinction mark (≥ 90% correct answers). The Secretariat remains committed to ensuring gender parity in its activities and sustaining its effort to provide a gender perspective in TA activities. The Secretariat will make a particular effort to improve the participation of women in those regions, which either showed a decrease or a stagnation in their participation.

WTO technical assistance on trade and gender aims to support WTO Members in their work on this subject, raise awareness of how trade can impact women's economic empowerment, and explain how trade and trade rules are not gender-neutral. In 2022, 53 government officials from 37 WTO Members attended two courses on trade

and gender. About 83% of participants were female, and 16% male. Engaging men on gender-related issues is imperative to enhance their skills to perform gender analysis and apply it to trade issues.

The evaluation survey conducted after completion of the courses found that government officials' knowledge and skills to implement a trade policy with a gender focus improved. They felt better equipped to advocate for more gender-responsive trade programmes and said they would promote activities that improve the conditions of women. They also will use what they have learned to strengthen national research and training initiatives, and they now better understand how to advocate for women's rights.

Latin America (with 56% of female learners) and the Caribbean (55%) remained the regions with higher female participation. Africa, Asia Pacific, Middle East, Latin America have seen an increase in women participation while CEECAC and the Caribbean saw a decrease compared to 2021.

TA on Trade and Gender



Infographic 9. Women's participation in TA

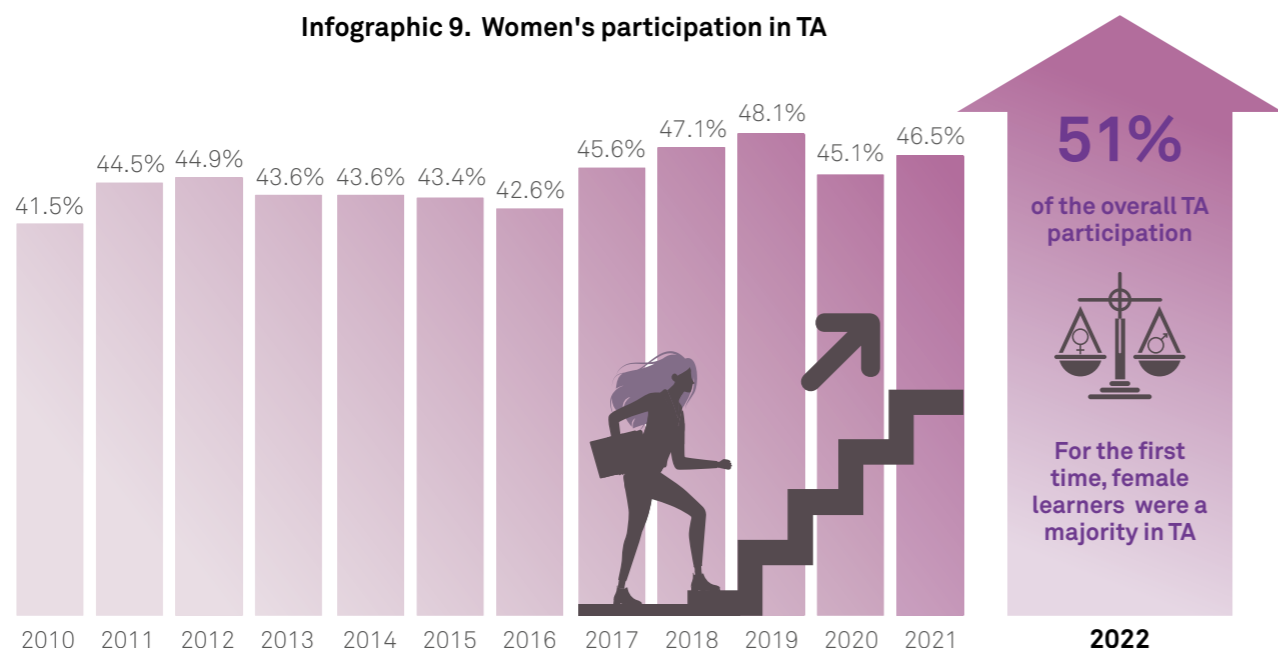
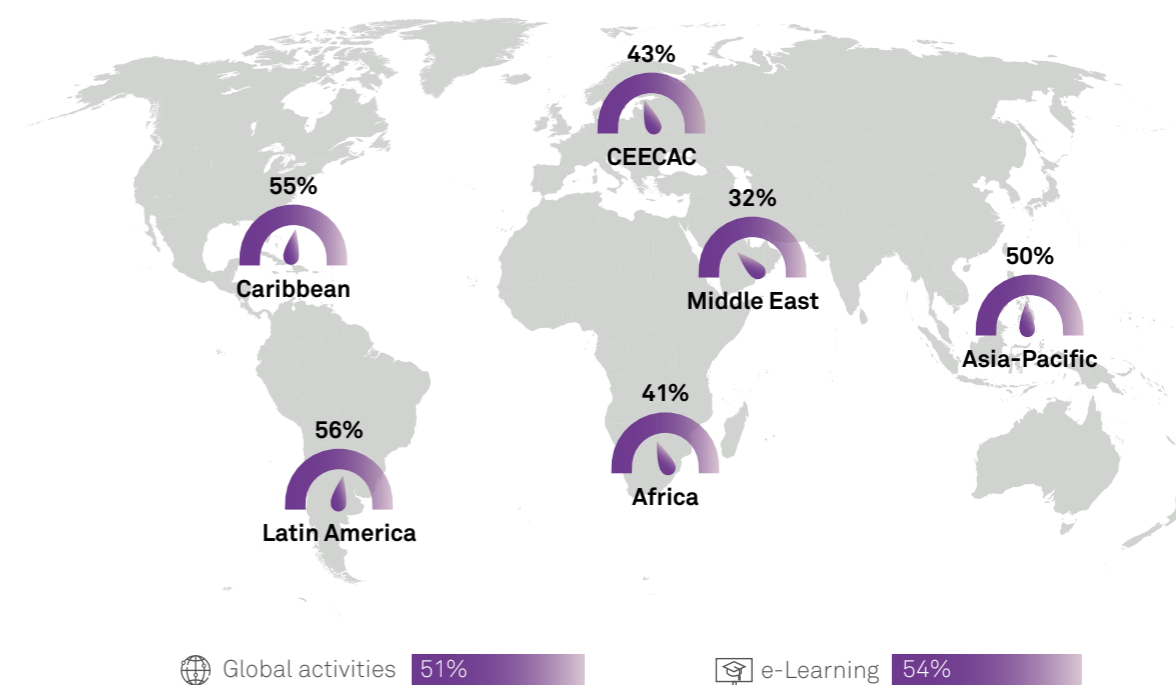


Figure 23. Female participation in TA trainings by region in 2022



“The course enabled me to address women's trade-related challenges by participating in the formulation and implementation of gender policies, strategies and programmes to leverage opportunities in the regional (ECOWAS) and continental (AfCFTA) markets in Africa.



Kemo SM Janka,
Senior Trade Economist,
Ministry of Trade, Industry,
Regional Integration and
Employment, The Gambia



Fostering women's participation in TA activities

“Trade has played a significant role in lifting more than a billion people out of poverty since the 1990s. Research has found that increases in country participation in trade, especially developing country participation, coincide with a sharp decline in extreme poverty.

The world is currently facing multiple challenges, including recovering from the pandemic, dealing with a war in Ukraine, handling a debt crisis, and facing climate disasters. Both growth and trade growth are declining, while talks of fragmentation and decoupling are increasing. In such a scenario, it is crucial to remember the role that trade has played in the past and the role it can play now in the recovery to make it more inclusive.

Trade has helped increase the number and quality of jobs in developing countries, stimulate economic growth, and increase productivity. However, despite these benefits, many poor countries, and poor people in rich countries or territories, including women, have been left behind. Inclusion is critical to correcting this disparity and ensuring that trade benefits everyone.

The WTO has conducted research that shows that a fragmented global economy would be detrimental to global GDP, with estimates indicating a 5% decline in the long run. Conversely, women who trade earn up to 2.8 times more than those who do not, and increased earnings lead to household budget improvements, ultimately contributing to economic growth. The McKinsey Global Institute has estimated that if women participated in the economy at the same rate as men, it would add up to \$28 trillion, or 26% of the annual global GDP.



Nicole Mensa,
Special Assistant and Advisor
on Gender to the WTO
Director General

There is still a long way to go in closing the gender gap, with the World Economic Forum predicting that it would take 132 years to achieve equity globally. Inclusive technical assistance is one way to empower women and bring countries left behind into the global market. WTO TA has made significant strides in this area, including more women in its programmes. These programmes also highlight how to create gender-integrated trade policies that promote inclusivity and sustainability.

Inclusive technical assistance helps women and brings countries or territories often left behind into the global market. Inclusive economic growth leads to the creation of new markets, increased consumption, and new investment opportunities. Therefore, bringing marginalized communities into the fold is an economic imperative to prioritize inclusion in trade.

REACHING EVERY REGION

Allowing smooth participation from around the globe

On top of the specific objective of supporting LDCs, reaching a geographically diverse number of beneficiaries is also an objective in WTO TA's endeavour for larger inclusion. In 2022, national and regional TA activities were organized in over 40 Members and Observers from different regions. These activities covered various aspects (from services to agriculture and from standards to e-commerce), and constantly adapted their contents to the regional or national context, thus providing valuable support to local audiences.

The lifting of sanitary restrictions made it easier to resume face-to-face activities at WTO headquarters and in beneficiary Members and Observers. Africa hosted more national and regional training, followed by Asia-Pacific and Latin America.

The Young Professionals and interns ([see pages 43](#)) came from 46 different beneficiaries from across the world, thus geographically spreading these training opportunities and bringing greater diversity to the programmes and work of the Secretariat and

Geneva-based Missions. For example, Barbados, Ghana, Kenya, Trinidad and Tobago, Ukraine, Vietnam, and Zambia were represented for the first time in the young professional programme. Africa was again the most represented region, followed by Asia-Pacific.

Regarding geographical diversity, Africa remained the region with the largest number of participants in TA activities in 2022, followed by Asia-Pacific and Latin America. There was an increase in participation in all regions except in Central and Eastern Europe and the Caucasus, which modestly decreased compared to the previous year. The Middle East accounted for the largest share of participation increase.

The number of e-learners grew in all regions except Central and Eastern Europe and the Caucasus and Latin America. When low enrolments from a specific region were observed in e-Learning courses, a targeted promotion was carried out through TA social media channels to encourage officials to join and improve the geographical balance.

“The WTO High-Level Pacific Regional Event on Fisheries Subsidies was very informative and insightful for me and the work of the Pacific representatives in advancing Pacific interests in the negotiations of the FSA.



Rose Lesley Kautoke,
Senior Crown Counsel,
Attorney General's Office,
Tonga

Infographic 10. National and regional training activities by 'host' country

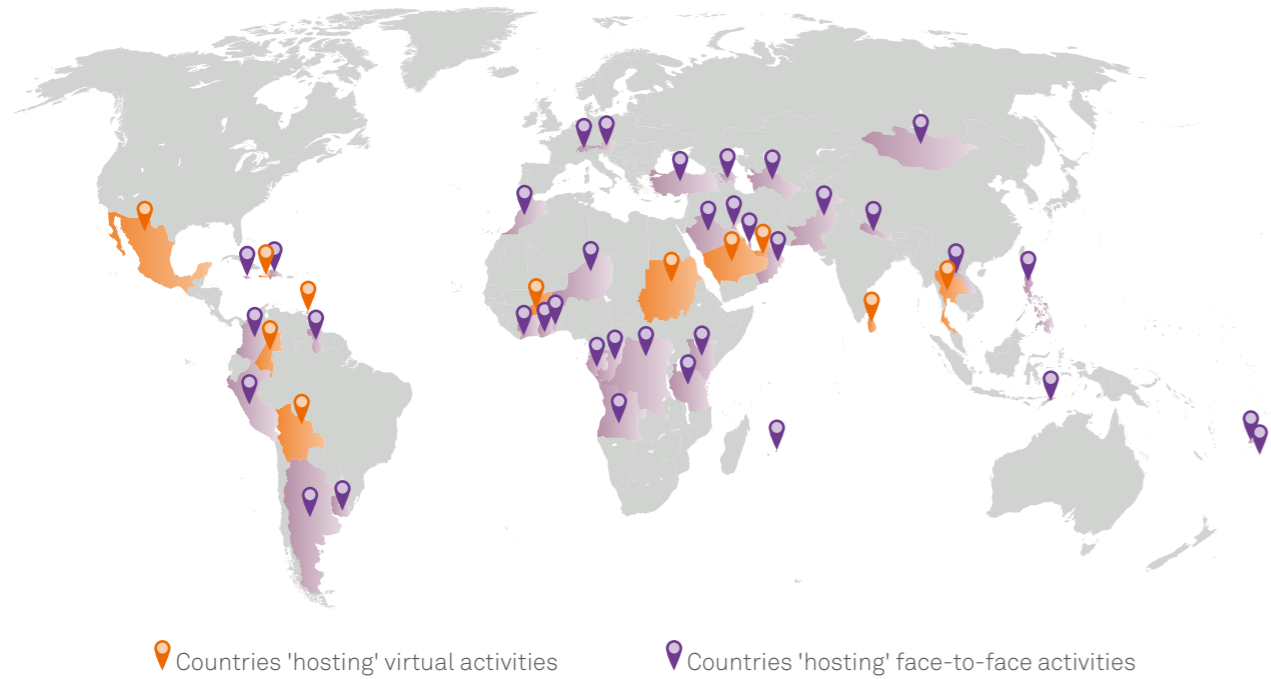
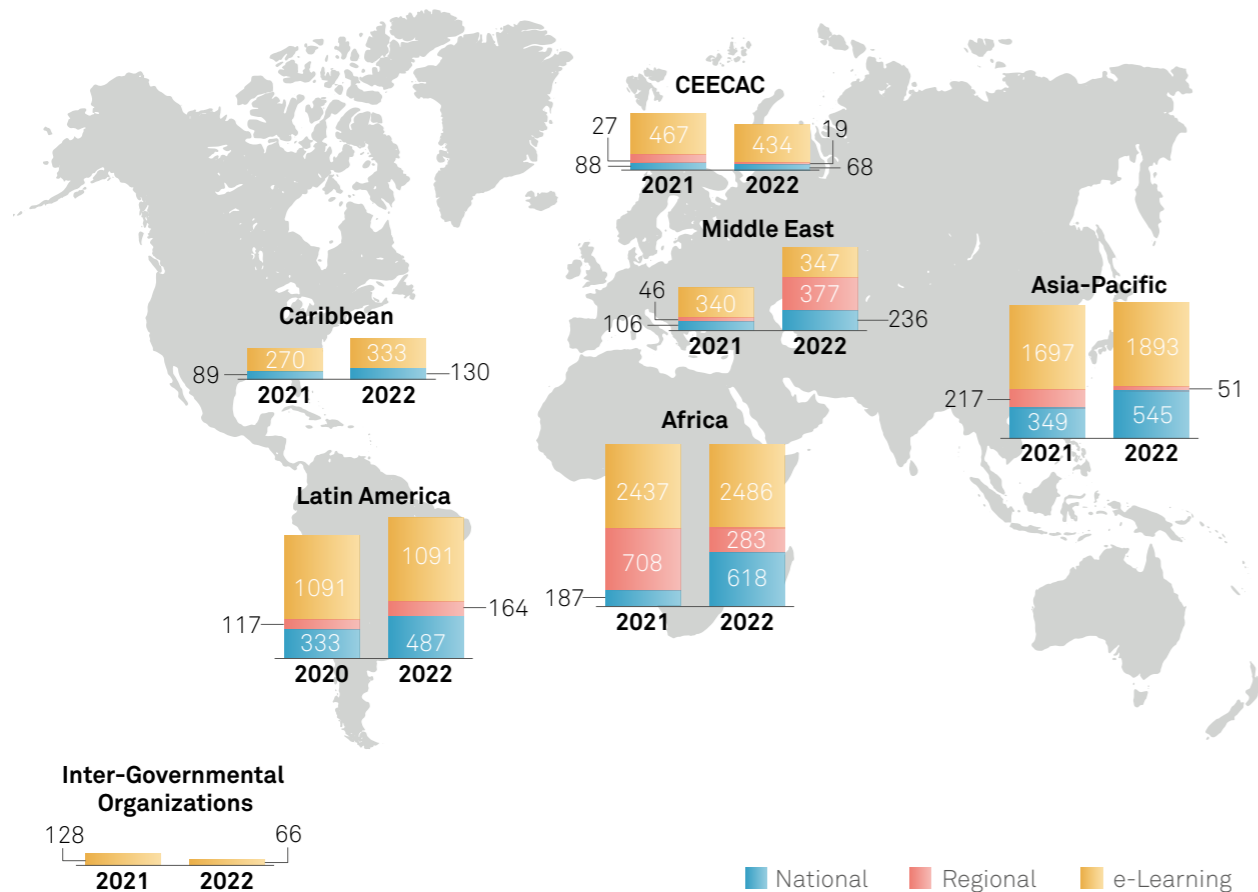


Figure 24. Participants by region and type of training (2021-2022)



INCLUSION THROUGH LANGUAGE DIVERSITY

Sustaining multilingualism for a greater outreach

The Secretariat delivers TA activities in the three WTO working languages: English, French and Spanish; offering the same courses in the three WTO working languages is essential to promote inclusion and keep as much interactivity as possible. New courses have been launched in languages besides English, for example, a new course on Essentials for SPS Committee Participation in French.

Interpretation into other languages remains very important, as it directly and immediately enhances the effectiveness of the activity for beneficiaries where English or any other WTO working language is not widely spoken and is used to reach a wider audience. Several live sessions were organised with simultaneous interpretation, increasing language diversity in the WTO TA activities.

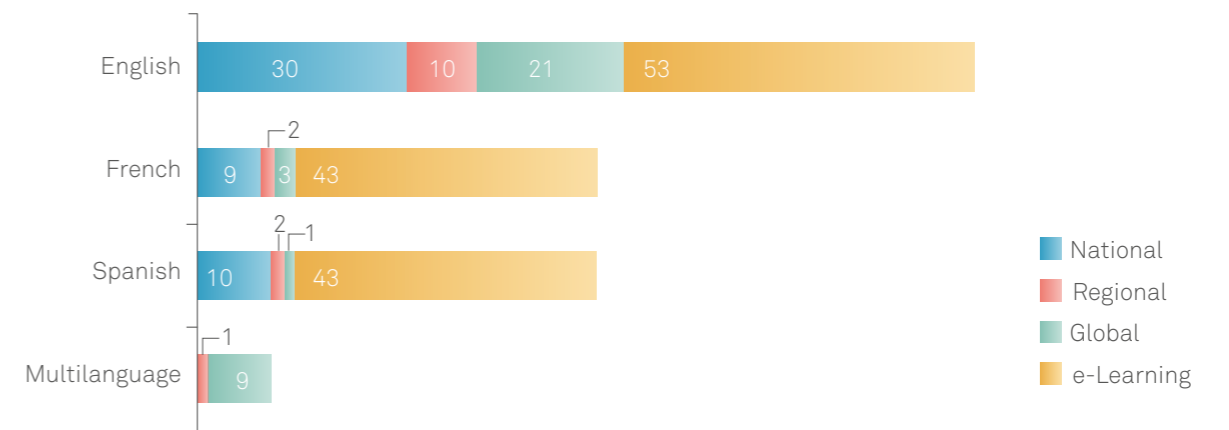
The e-Seminar on Competition Policy, Trade and Development was organized in the WTO's three official languages and delivered mainly through sessions pre-recorded in English and dubbed in French and Spanish. Simultaneous interpretation from English,

French and Spanish was used during the live sessions of the seminar. The Seminar on LDC priorities in global trade, was organized in both English and French, allowing officials from 24 LDCs to discuss with ambassadors, delegates, and trade experts about MC12 outcomes and ways of strengthening LDCs participation in the multilateral trading system. An evaluation of the seminar found that it reached many LDCs in a cost-effective manner.

Regarding e-Learning – monolingual by essence – the number of supporting activities (live questions & answers) in French and Spanish grew by more than a third in 2022. Over 86% of the Live Sessions were multilingual. Of the eight courses launched in 2022, four were in English, two in French and two in Spanish.

English remains the language of choice of most participants (66%), either in virtual, online or face-to-face TA activities. Over 15% of learners used French, 12% followed the activities in Spanish, and 7% engaged in multilingual training with simultaneous interpretation.

Figure 25. Number of TA trainings by type and language in 2022





Chapter 3

An evolving curriculum and participation



- The WTO revamped its e-Learning platform, implementing a more user-friendly open-source solution that enhances the users learning experience
- The Secretariat launched a new Training of Trainers programme to develop the pedagogical skills of staff members who design and deliver TA
- Virtual TA delivery, the stopgap means used during the pandemic, could not truly substitute more traditional forms of TA. It simply mitigated the full effects of the crisis
- TA activities involving coaching or developing an action plan resumed in 2022, without reaching their pre-pandemic average level

PARTICIPATION LEVELS

Increasing TA participation

Maintaining satisfactory levels of participation in TA activities was a challenge during the third year of the pandemic. The progressive lifting of sanitary measures around the world allowed face-to-face activities to resume in the second half of the year. Overall, the number of participants increased by 7% compared to the previous year, up to 12,184 learners.

The number of learners attending e-Learning courses slightly increased (+3%) in 2022. Participation in face-to-face courses was multiplied by 23 (from 126 to 2941) compared to 2021, whilst it logically halved in virtual activities – probably explained by a persistent digital fatigue that has been dragging on since 2021.

As in previous years, the courses with a general scope (multi-topic) attracted the biggest share of participation (35%). They were followed by standards (13%) and TRIPS (12%). COVID-19

related-subjects as patents and vaccines may explained the strong interest in intellectual property rights area. Global activities, particularly in their virtual mode, captured more attendance than national and regional ones.

TA dashboards on participation



Figure 26. Participation by type of training in 2022

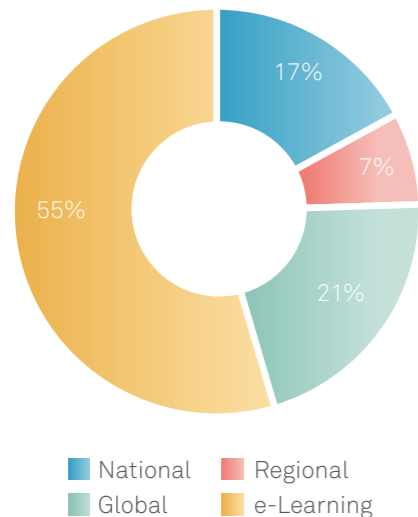


Figure 27. Participants by mode of delivery in 2022

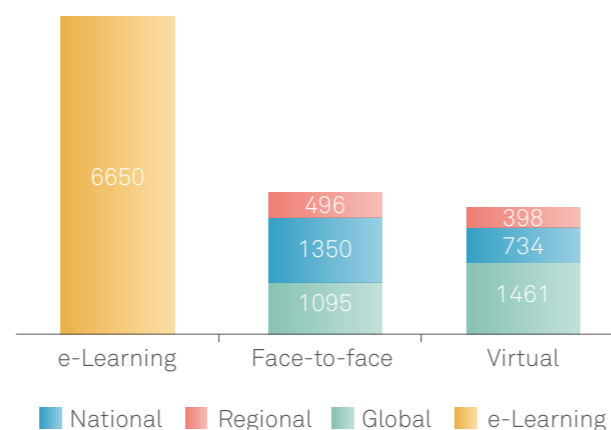
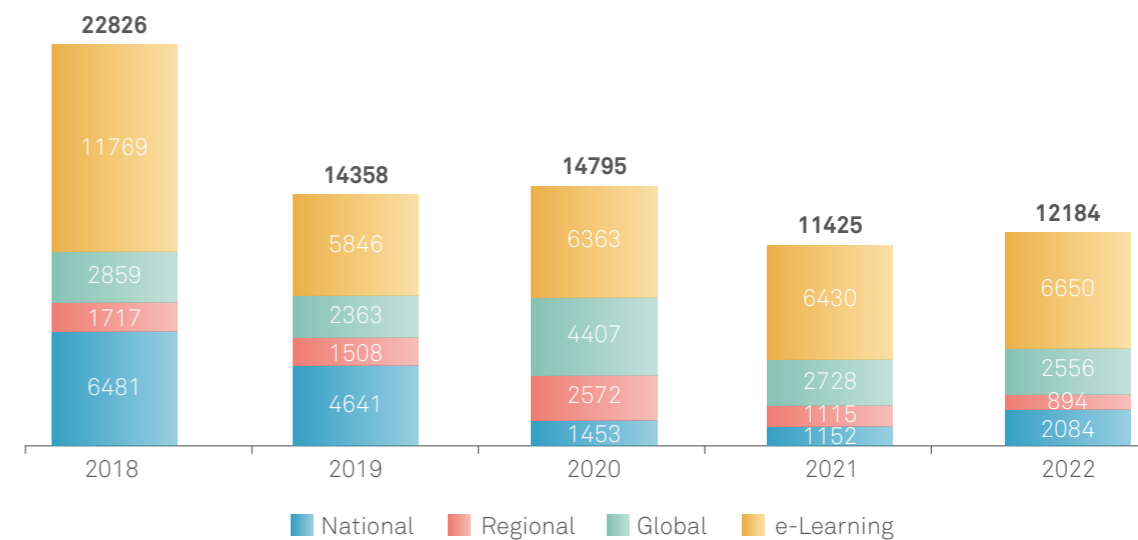


Figure 28. Participants by year and type of training (2018-2022)



Infographic 11. Participation highlights

Participation highlights

Over **12 100** participants in TA activities

+7% of overall participation

55% of attendance was in e-Learning

24% in face-to-face
21% in virtual courses

22% of learners were from **LDCs**

Most attended topics

- 35%** General capacity building
- 13%** Standards (SPS and TBT)
- 12%** TRIPS

RESPONDING TO DEMAND

Following beneficiaries TA needs and priorities

An accurate assessment of beneficiaries' needs, and priorities is critical to ensure that WTO TA remains relevant and effective. Regular exchanges with beneficiaries, national activity requests, questionnaires, Trade Policy reviews and other organisations' diagnostic studies help the Secretariat identify the institutional gaps as precisely as possible. However, there was no systematic technical assessment in 2022, since this is done every other year in preparation for the next biennial TA Plan.

Except when preparing a new TA Plan, most of the consultations held with Members and Observers about their TA needs and priorities are informal and not systematically documented. This was the case when analysing and responding to the requests for national activities. These requests always trigger multiple bilateral exchanges between the Secretariat and the authorities of the requesting country, to identify more precisely their actual needs to design the most suited TA activity.

Since 2020, beneficiaries have either had other priorities than institutional capacity building in the field of trade or waited for a resumption of face-to-face activities to reinstate their requests. There was an increase in requests for national activities in 2022 (see Figure 29) compared to 2021, though remaining below the average recorded in the five years preceding the pandemic. This is most probably linked to the resumption of face-to-face TA activities in the second half of 2022. It is too early to see whether this recent change will last.

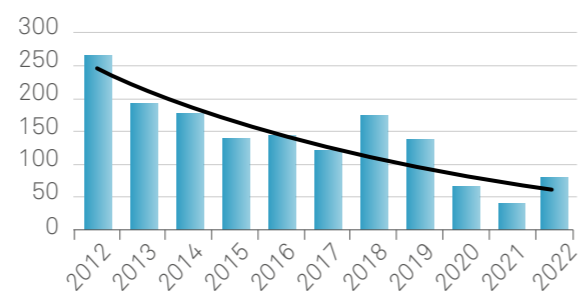
TPR follow-up activities provide a crucial opportunity for the Secretariat to identify TA needs and can be very effective for Members to garner support for the

implementation of reforms after the review. After a suspension of the TPR follow ups in the previous two years, only one follow-up was organised in Guyana in 2022. This activity allowed for further dissemination of Guyana's TPR findings to a variety of domestic stakeholders, while identifying specific pathways for TA activities that would help Guyana achieve its trade policy objectives.

The Secretariat conducted a topic-specific survey in preparation of three Advanced level activities for specialists, on intellectual property and transfer of technology, on SPS and on TBT. The responses helped assess beneficiaries' understanding to these issues and adapt the programme to address the perceived gaps and better respond to the objectives of these activities.

The three country assessments performed in 2022 (see chapter 4) discussed their TA needs with national stakeholders. These were documented in reports shared widely with Secretariat staff involved in TA delivery, mainly through the TA Coordination Task Force.

Figure 29. Requests for national activities (2012-2022)



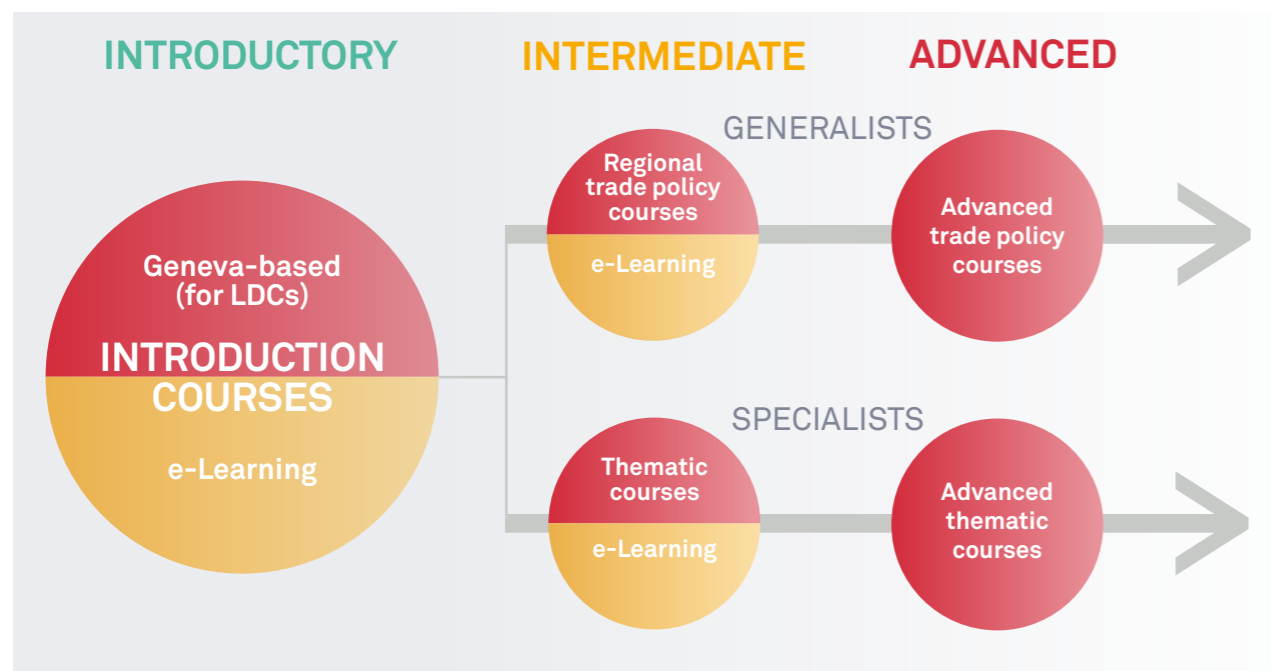
Infographic 12. Beneficiaries' Top TA Priorities for 2022-2023

- 1 Technical Barriers to Trade**
- 2 Trade in Services**
- 3 Sanitary and Phyto-Sanitary**
- 4 Trade Facilitation**
- 5 Agriculture**
- 6 e-Commerce**
- 7 Market Access**
- 8 Subsidies/ Trade Remedies**
- 9 TRIPS and Transfer of Technology**
- 10 Notifications**

PROGRESSIVE LEARNING IN ACTION

One step at a time

Infographic 13. WTO TA Progressive Learning Strategy



Since 2013, WTO TA is structured around three levels which progressively take the participants to a higher understanding of trade issues. With this approach, participants engaging in courses at the higher levels already master the necessary elements to follow the lectures and training.

The **Introductory level** offers participants an initiation to the role, structure and functioning of the WTO, and its economic and legal underpinnings. The online course “Introduction to the WTO” and other e-Learning programmes are the mainstay at this initial level.

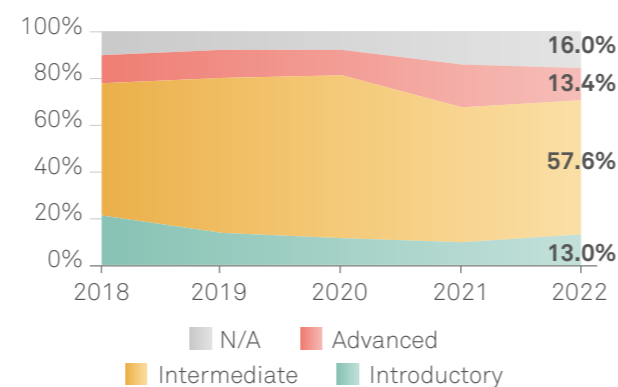
The share of beginners introduced to WTO through this introductory level almost halved in 2019 and has remained somewhat stable since then (13% in 2022). There is still an appetite for introductory courses amongst beneficiaries, as completing the introduction course is a prerequisite to registering for higher level activities and many beneficiaries face a high level of staff turnover. Acceptance is greater for introductory courses as they do not require compliance with any prerequisite.

In 2022, the Secretariat offered two editions of the Introductory Trade Policy Course for LDCs, one in English and the other in French, for the first time in over a decade. The first edition was delivered virtually over five weeks.

With the relaxation of pandemic-related restrictions, the traditional three-week face-to-face programme resumed after its suspension in 2020-21. National activities introducing the WTO were also held in Haiti and Mexico, in addition to the regular introductory trade policy course for Members of the Latin American Integration Association (ALADI).

After completing the introductory level, participants can deepen their knowledge of a specific area or opt for a more horizontal exposure to trade policy content.

Figure 30. Evolution of participants mix by PLS level (2018-2022)



The number of learners engaging in **Intermediate level** activities increased compared to the previous year but remained below the average of the last five years. This level still accommodates most learners.

At the **advanced level**, participants can use WTO training products to increase their analytical capacity and autonomy on trade policy issues. Participation in advanced courses decreased compared to 2021, although it remained higher than the average in pre-pandemic years. This reduction is related to how the activities are delivered: virtual courses in 2021 could accommodate more participants than the in-person activities of 2022.

In 2022, the number of participants in advanced activities declined compared to 2021. However, the trend remains the same as in the last 10 years as shown in figure 31.

Capacity building at an advanced level is essential to enable government officials to acquire the advanced knowledge and develop the necessary skills that will ultimately allow them to contribute to implementing WTO Agreements and fully realising Members’ rights and obligations. These courses have been the most affected by the pandemic, as the virtual environment places some limitations on the pedagogy (case studies,

group projects, etc.) adopted in these courses and the interaction between participants and with the trainers. Therefore, the resumption of advanced face-to-face courses for generalists (Advanced Trade Policy Courses) and for specialists, such as the advanced course on Trade in Services, is a positive development for WTO TA beneficiaries.

Given the complexity of tracking participants’ progression through the learning ladder, a complete integration of this strategy is not always possible.

Besides tailoring courses to participants’ knowledge levels, WTO offers two differentiated learning paths. The ‘generalists’ approach targets government officials who need a broad knowledge of the WTO to conduct their work (e.g., delegates posted to Geneva missions). ‘Specialists’ courses are for officials requiring in-depth knowledge in a specific area, such as technical barriers to trade or sanitary and phytosanitary measures.

The number of activities for specialists increased in 2022 without recovering yet its pre-pandemic level (114 vs an average of 149 in the biennium 2018-19). As shown in figure 32, participants choosing to follow the specialised path continue to be an increasing majority in Intermediate and Advanced levels (71%).

Figure 31. Number of participants in advanced activities (2012-2022)

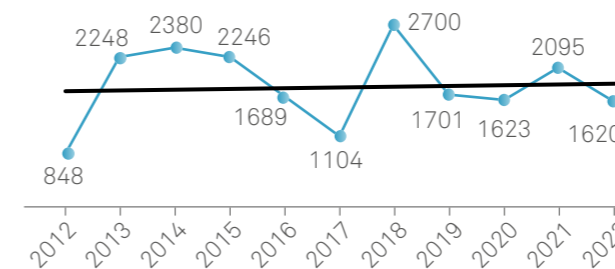
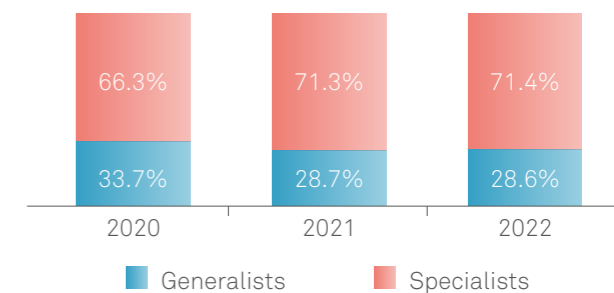


Figure 32. Pathway choice (2020-2022) Percentage of overall participants



“After completing this Introductory Course on Trade Policy, I would like to continue training on WTO issues. I have acquired the appropriate knowledge and confidence to continue my journey towards the intermediate and advanced courses.”



Ibrahim Tanda Bonkano,
Director of Trade Promotion, Services and e-Commerce, Niger

“ With the know-how and experience gained in the ATPC, when returning to the ministry I can advocate the multilateral trading system and further improve WTO agreements implementation across sectoral Ministries and Departments in Malaysia. Moreover, the skills that I gained in the course can be disseminated to my subordinates and colleagues in Malaysia to further enhance their understanding of the multilateral trading system.



Peter Hee Keong Cheah, Senior Principal Assistant Director, Malaysia

Advanced level training resumes

The difficulty of organizing advanced courses during the pandemic created a gap in the offer for specialists. Advanced TA activities, such as the Advanced Course on Trade in Services resumed in 2022.

The number of applications for this course was more than four times the number of places available. Participants came from all the regions and were directly involved – at a technical, practical or policy level – in the negotiations on trade in services at the WTO or in regional agreements.

The course was organized in September on three main themes: key legal provisions and main trends of services in RTAs, methods of measuring services trade and tools for trade policy analysis, and emerging services policy agenda, such as environmental services, e-commerce, or investment facilitation.

“ By bringing in WTO services negotiators, technical experts on international trade, government officials from various WTO Members and Observers, the course allowed us to deepen our understanding and analysis of the current trends and issues in trade in services, such as domestic regulation and environmental services, and of the increasing relevance of e-commerce, among other topics. This will prove useful as we are involved in ongoing trade negotiations and communicating with stakeholders and the private sector back home about the benefits of engagement in services trade.



Jan Redmond Dela Vega, Senior Trade Development Specialist, Bureau of International Trade Relations, Philippines

Understanding main provisions of the General Agreement on Trade in Services (GATS)

I applied to the WTO Advanced Course on Trade in Services to improve my understanding of how Trinidad and Tobago could use and improve existing trade in services provisions in multilateral and regional frameworks and agreements to achieve our national trade and development goals. I expected a more practical understanding of how trade tools can enhance Member States' negotiating capacity and bring tangible benefits for the national services sector

The most challenging aspect of my work is making trade policy decisions without detailed services trade data. Nationally and regionally, there has been significant focus on improving the production of trade services statistics as it is necessary to enhance our ability to make more effective policy decisions.

Trinidad and Tobago is exploring the possibility of negotiating service chapters in existing trade agreements; this requires a better understanding of how domestic regulation impacts market access for service providers. Trade plays an invaluable role in Trinidad and Tobago's economy and is critical to achieving our goals as set out in our Government's Vision 2030.

The activity gave me a better understanding of how domestic regulations could improve or enhance our services schedule commitments with key trading partners that are better in line with our national development goals for the services sector. I learned that there is no clear answer in some cases and that as the services sector evolves, so are the tools required to support its trade and growth. The activity was eye-opening, grounding, and invaluable.

Services Trade is essential to Trinidad and Tobago as it is our largest economic sector, accounting for approximately 72% of GDP and more than 85% of the labour force in 2020. The services sector continues to play an important role in Trinidad and Tobago's diversification thrust, as the country keeps increasing its non-energy exports and reducing its dependence on the oil and gas industry.

I am interested in deepening my understanding of domestic regulation and mutual recognition agreements. It was also interesting to learn about the trade tools, particularly the trade statistics tools available to Members and how we, as technocrats, could use the information to enhance our services trade offers in negotiations.

It was a good experience meeting my counterparts from various parts of the world and hearing and learning from their experiences. It was surprising to learn where there were similarities and appreciate the differences, which led to rich dialogue and discussions.



Lisa Mariel Douglas-Paul, Trade Analyst, Ministry of Trade and Industry, Trinidad, and Tobago

FIT-FOR-PURPOSE CONTENT

A continuous effort to offer relevant content

In 2022, virtual TA activities were organised throughout the entire year. On the other hand, face-to-face activities had to wait for the gradual easing of COVID-19 restrictions in the spring and mainly took place during the second half of the year. Regardless of the delivery method, the Secretariat made efforts to improve the content of the activities and make them relevant, valuable, and accessible to participants.

Specific activities are developed annually on the most pressing trade-related issues. Several training courses and TA activities focused on the link between trade and the health crisis and the significance of trade rules to effectively address the COVID-19 pandemic, gathering overall over 1,000 participants from all regions. For example, the Workshop on COVID-19 Vaccine R&D, Manufacturing and Distribution focused on how to source inputs globally, streamlining the regulatory process, distribution, and the necessary considerations to prepare for a successful vaccination campaign.

The World Intellectual Property Organization (WIPO) and WTO jointly published the 2020 Special Edition of the WIPO-WTO Colloquium journal (Volume 11). The peer-reviewed academic journal helps form the basis for capacity building on emerging Intellectual Property-related topics of particular importance to developing Members and Observers. The Special Edition contains 15 research papers on three topical themes: IP-related issues pertaining to the global health crisis, IP and emerging technologies, and IP and development within the framework of the Sustainable Development Goals.

“The workshop has been informative and comprehensive because of its holistic approach to health, trade and IP. The organizers achieved the goal of addressing public health challenges, considering all aspects. The presence of sister organizations and all relevant partners, such as WIPO, gave us diverse expertise. As someone with a legal background, I also learned about the aspects that I do not necessarily have much knowledge about, such as the health sector and pharmaceuticals.”

Other activities organised in close collaboration with the World Health Organization (WHO) and WIPO, explored a diverse range of policy areas, innovations and access to health technologies. Responding to demands for tailor-made capacity building, WTO's Annual Trade and Public Health Workshop focused on pandemic preparedness and response. The objective was to assist senior government officials from developing Members and Observers health, intellectual property, and trade departments in effectively addressing the pandemic and being better prepared for future health crises.

As expected in a ministerial year, several national and regional seminars on the progress of the negotiations were organised prior to the MC12 to prepare for the Conference, help delegations grasp the key aspects of the negotiations and understand the priorities of the different Members, and after MC12 to present its main results and facilitate their implementation.

The Secretariat also established a series of modules to train its staff responsible for undertaking TA and trade capacity-building programmes. The purpose of these modules was to maintain and enhance trainers' TA training skills.

WIPO-WTO Special edition of Colloquium journal volume 11



Ms Denisse Pérez Fierro,
International Affairs
Manager, Industrial Property
Office, Chile

Enhancing Pedagogic Skills of Trainers

Training is a process which aims to equip beneficiaries with the knowledge, skills and attitude that are needed for personal, social and/or professional development. Consequently, those who teach or train others on behalf of the WTO should possess solid training skills beyond the technical expertise on the subjects covered in the session or module. These skills are fundamental not only in the process of knowledge transfer but also in creating an environment that promotes analytical thinking.

The external evaluation of WTO TRTA in 2016 found the WTO was lacking an effective system for both trainer-training and assessment of Subject Matter Expert trainers, which recognised that not all of them are necessarily good at conveying their subject matter, especially to diverse groups, but that appropriate training can often help.

The Secretariat launched a 2022 Campaign to provide training for staff members responsible for undertaking technical assistance and trade capacity-building programmes for government officials from Members and Observers and LDCs.

Unlike previous similar programmes, which mainly addressed the design and delivery of technical assistance training events, the 2022 programme comprised a

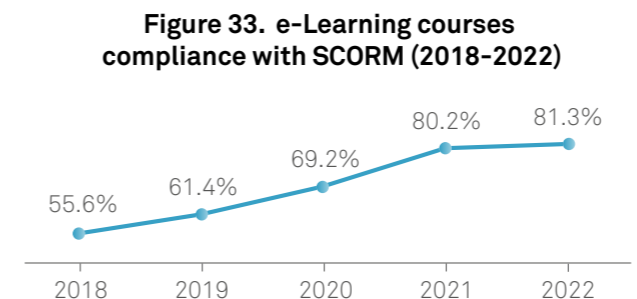
foundation module on adult learning styles and training design and delivery as well as shorter thematic modules, which, in future, will be adjusted to the emerging needs of WTO staff. In 2022, the thematic modules addressed (i) Public Speaking with an Actor; (ii) Designing and Using Case Studies; (iii) Facilitating Virtual Panels; (iv) Using Virtual Platforms, e.g., ZOOM; (v) Evaluating Learning/ Technical Assistance Activities.

This modular approach made it possible to better tailor the programme to each trainer's needs, leading to a much higher participation than in previous years.

Infographic 14. Training of Trainers

- Adult Learning Style**
- Public Speaking with an Actor**
- Designing and Using Case Studies**
- Facilitating Virtual Panels**
- Using Virtual Platforms, e.g. ZOOM**
- Evaluating Learning/ Technical Assistance Activities**

In e-Learning, the priority was still to increase the interactivity of the content of the online courses. Eight new courses introduced in 2022 were in the SCORM format and included interactive training components, bringing the share of interactive online courses to 81%. SCORM is a collection of standards and specifications for web-based electronic educational technology that aims at easing the use and sharing of contents. All courses will continue to be revised to increase interactivity.



“Having completed over 50 WTO e-Learning courses, I am familiar with the organization's online course portfolio in English. The courses have been a great asset in my professional life, and I have also really enjoyed taking them. Digital learning is the future. Thank you to the WTO's e-Learning team for the great courses.”



Joel Eshun,
Commercial Officer,
Ministry of Trade and
Industry, Ghana

Moving to a new e-Learning



What is WTO e-Learning Programme?

The WTO has been offering online courses since 2010 to complement its in-person training activities and reach a wider audience. Over the past decade, it has regularly adapted its e-Learning courses to keep pace with modern technology and has progressively moved to the interactive SCORM format which favours higher levels of success and better knowledge retention over time. It has also developed more accessible and fast courses, including short and micro-courses. Since 2010, half of all participants in the WTO TA activities have taken online courses, making it possible for the Secretariat to reach people worldwide. Online courses have been particularly beneficial during the COVID-19 pandemic, as they have allowed the Secretariat to continue providing TA while travel restrictions were in place.

The WTO e-Learning programme proposes an extensive course catalogue of training on the various WTO Agreements and a large number of trade-related issues. Completion of an online course regularly constitutes a prerequisite to be eligible for more advanced WTO in-person TA activities. While WTO e-Learning courses are primarily addressed to trade practitioners, they can also be accessed by anyone interested in learning about the WTO and the Multilateral Trading System.

Why a WTO e-Learning Programme?

WTO e-Learning is an essential tool for meeting the TA needs of beneficiaries. The programme can be accessed 24/7, on any device, without requiring physical travel. It is a convenient and cost-effective TA solution for those seeking to enhance their skills and knowledge on the WTO and trade-related issues. The increased use of new e-Learning tools such as interactive multimedia solutions and blended learning methodologies combining asynchronous learning with synchronous

training events such as live webinars and discussion fora provide users with a more personal and engaging digital learning experience. In addition to being cost-effective, the WTO e-Learning programme also has a wide outreach. It represented 55% of the total TA participation in 2022 and, unlike traditional WTO TA reserved to government officials from developing WTO Members and Observers, it can be accessed by the wider public albeit subject to certain limitations such as no access to course exams and certification.

e-Learning Portal at a Glance

<p>Over 50 courses covering trade-related matters</p>	<p>Content available in English, French and Spanish</p>
<p>Exams and certification</p>	<p>Webinars and community discussions</p>
<p>Multimedia resources</p>	<p>24/7 free access to the courses</p>
<p>WTO news and events</p>	

Transition to a new e-Learning Portal

The growing global popularity of e-Learning, the rapid expansion of digital learning technologies and solutions, and budgetary, travel and environmental considerations, are some of the factors that guided the decision in 2022 to revamp the WTO e-Learning programme and give it a new face, touch and feel. The solution for hosting the new e-Learning programme is an open-source Learning Management System (LMS) due to its many advantages over the former proprietary LMS platform. The new e-Learning platform is highly customizable, flexible, and feature-rich, allowing for collaborative, engaging, and fun learning experiences. It provides a user-friendly interface that is easy to use and navigate and easily integrates with other systems. Moreover, the LMS provides content management, full learning analytics, blended learning features, and competency-based training, making it an all-in-one solution for online training and development. The new LMS also supports mobile learning, enabling users to access training materials from anywhere, anytime, using any device and mobile app for offline learning.

“ I applaud the initiative of the WTO by coming up with this learning tool. It enhanced my skills especially that I'm working under international trade that indeed requires one to be well acquainted with multilateral agreements.



Micheal Neema,
Policy Analyst, Ministry of Industrialisation and Trade, Namibia

The development, migration and launch of the new WTO e-Learning platform was a massive undertaking and a great team effort involving cooperation among several Divisions of the Secretariat. The result is an e-Learning platform offering tremendous opportunities for expansion and development. This online portal strengthens the outreach of the WTO to the wider world and is a 21st-century e-Learning programme capable of meeting its users' present and future training needs.

New features

- Intuitive navigation and enhanced learning experience
- Access to the course catalogue from the public page
- Mobile application
- Digital badges to reward participants
- Automated notifications of training events
- Collaborative learning tools and activities
- Certificate tailored to specific programmes and levels
- Personalized dashboards



More information on the e-Learning programme








Evolving TA courses through blended learning

In 2022, the Secretariat explored the possibility of delivering courses in a blended format, i.e., combining distance (through synchronous and/or asynchronous sessions) with face-to-face learning within the same activity. Four national activities were implemented in this modality: they covered the TBT Agreement and trade remedies investigations. After attending a virtual training – consisting of four synchronous sessions of two hours each – participants met again a couple of months later for a face-to-face training of 3-4 days to deepen the knowledge acquired in the virtual sessions and see concretely how to use it in practice.

The on-site evaluation of one of these activities found that the contents of the virtual and face-to-face components were complementary. The main areas of complementarity highlighted were that the face-to-face segment was more in-depth, explored more complex issues and allowed participants to practice the theoretical or generalist aspects learned in the virtual phase, focusing on real cases. According to participants, this format made efficient use of their time.

The SPS and the TBT Transparency Champions Programmes and the Workshop on Agriculture Notifications – interspersed these two training methods over 7-9 months.

Infographic 15. Types of activities by mode of delivery

	ONLINE COURSES (E-LEARNING)	Available through the internet on a 24/7 and self-service basis; involves essentially self-paced self-study and limited interaction between participants and with trainers; it is by and large a pre-defined one-size-fits-all product.
	FACE-TO-FACE ACTIVITIES	One-off learning experiences (with fixed-dates, invitations, etc.). It is generally tailor-designed for a closed group of participants, and comprises a mixture of self-study, live sessions, group work, etc. Participants and trainers are physically gathered in the same place, making live interaction easier and more frequent. All the participants move roughly at the same pace through the same content.
	VIRTUAL ACTIVITIES	Replication of face-to-face activities through the Internet due to pandemic-related travel restrictions. Regular interaction between the participants and with the trainers constitutes an essential part to tailor the activity to the needs of participants, and live webinars and other online sessions have replaced in-person gatherings.
	BLENDED ACTIVITIES	A mixture of elements taken from either of the previous three categories, in variable proportions.
	ON-THE-JOB TRAINING	Internship programmes and the Young Professionals Programme allow mid-level government officials and young professionals to 'learn-by-doing' as they work either at the Secretariat or with their countries' representations to the WTO. Internships are a very particular type of technical assistance, lasting ten months on average.

“The virtual sessions were very useful and helped to create common ground between participants with different responsibilities and profiles. However, the face-to-face modules were more enriching, and the exchange more fluid and fruitful. I believe this blended format was more beneficial than a single online or face-to-face activity.”



Soledad Britos De León,
Assistant Director, Ministry of Foreign Relations,
Directorate for International Economic Organisations,
Uruguay

Advancing Agriculture notifications

Given the complexity of agricultural notification requirements and seeing that agriculture has the largest share of outstanding notifications, an Advanced Notification Workshop is offered annually at the WTO headquarters since 2009. Members with many outstanding notifications, LDCs, and recently acceded Members are selected in priority.

For the first time, the 2021 edition of the workshop was delivered in two phases: a virtual one held in October 2021 and an in-person one in September 2022. The virtual phase focused on the transparency requirements in agricultural subsidization. The in-person phase went deeper into all the notification requirements. Participants interacted with the Secretariat experts to discuss their specific notification-related matters. Phase II of the workshop also devoted significant attention to the deliberations of the Committee on Agriculture and its

Review Process. It allowed the participants to attend the 102nd meeting of the Committee on Agriculture. Given the highly positive feedback received from the participants on the organization of the workshop in two-phases, the Secretariat is considering repeating this format for future notification workshops.

The workshop assists beneficiary Members to address the knowledge gap in preparing agricultural notifications according to the agreed rules and notification formats, and hence facilitates their notification compliance. On domestic support, notifying Members have to also invest in domestic data collection systems, as many agencies and ministries are routinely responsible for actions in the notifiable domain; the notification workshop provides an important platform to beneficiary Members to share experiences in this regard.

“The activity made me feel more comfortable when participating in future meetings of the Agriculture Committee, with more security and knowledge of the usual procedure followed in meetings.”



Julissa Arelis Ruiz Guillen,
Head of the Trade Negotiations Unit,
Ministry of Agriculture,
Dominican Republic

WTO PARTNERSHIPS IN ACTION

Advancing partnerships for broader TA reach

Partnerships play a critical role in promoting the benefits of WTO TA and facilitating the efficient delivery of activities by bringing additional knowledge and skills. WTO maintains and expands its extensive network of partnerships and collaborations with other relevant institutions. In 2022, WTO partnered with 85 institutions to deliver 82 TA activities that reached over 6,650 beneficiaries.

Partner contributions to WTO led efforts are classified into four categories: substance (the content being delivered); costs (budget sharing); logistics (operational arrangements); and outreach with non-traditional WTO audiences. After the reduction imposed by the pandemic, 2022 saw an increase in partners contributions to WTO TA initiatives as shown in Figure 35.

Examples of institutions with which the WTO partnered in 2022 include the World Health Organization, World Intellectual Property, Friedrich Ebert Stiftung, Inter Parliamentary Union, Organization for Economic Co-operation and Development (OECD), United Nations Conference on Trade and Development (UNCTAD) and many others.

Figure 34. Number of partners and number of joint activities (2018-2022)

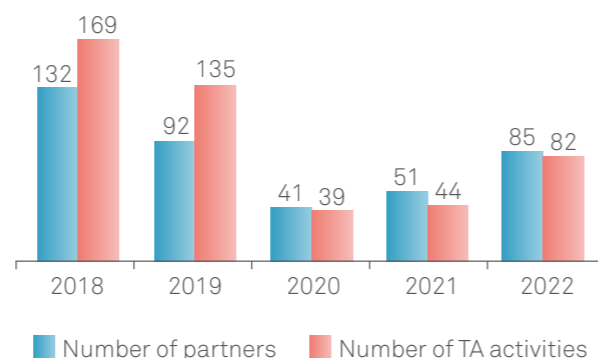
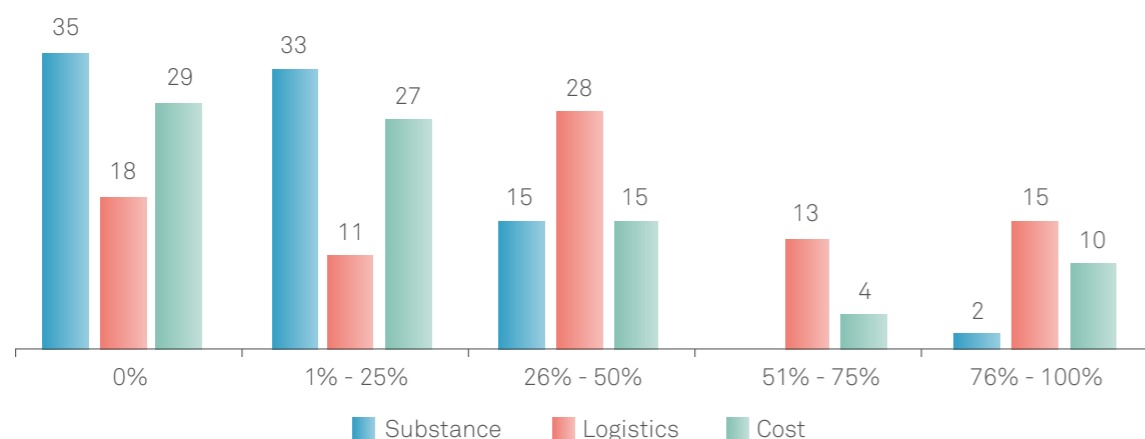


Figure 35. Partners' contribution to courses by type of contribution in 2022



A partnership to overcome the COVID-19 pandemic impacts



As a result of strengthened trilateral cooperation, the Directors-General of the World Health Organization, the World Intellectual Property Organization, and the WTO launched a Trilateral COVID-19 Technical Assistance Platform on 11 April 2022.

range of WHO, WIPO and WTO expertise regarding the interface of public health, Intellectual Property and trade matters. The three organizations are organizing a series of technical workshops, on this subject, two of which took place in 2022.

The objective is to help Members and WTO accession candidates address their capacity building needs to respond to the COVID-19 pandemic. The Platform provides a one-stop shop that makes available the full

**WHO-WIPO-WTO
COVID-19 Technical
Assistance Platform**



Harnessing synergies with partners

The International Monetary Fund Middle East Center for Economics and Finance (IMF-CEF) collaboration with the WTO has reached its first decade. 18 activities have been jointly organised, making an average of two per year. The partnership provides training programmes in economics and finance to the 22 member countries of the Arab League. Approximately 500 government officials and other civil society stakeholders participated in these activities since 2012.

“The partnership with the WTO offers a unique opportunity to reach a wide network of internationally renowned experts in the field of trade law, thus contributing to our function as a knowledge hub in economic policy-oriented courses tailored to help Arab League countries strengthen their human, institutional, and technical capacities.”

“The IMF-CEF is a valued and important partner to the WTO Secretariat. As a Contributing Member on the Board of the IMF-CEF, the Secretariat leverages its presence and technical assistance support to Arab Members and Observers. It ensures coherence in global economic policymaking.”



Paulo Drummond, Director of the IMF-Middle East Center for Economics and Finance



Samer Seif El Yazal,
Head of the Middle East Desk, WTO



Chapter 4

Evolution of management and resources



- 2022 recorded the lowest level of voluntary contributions to the WTO technical assistance in over 20 years, as several donors held back, pending the resumption of higher TA expenditure
- The development of the TA management online system (TAMS) stalled in 2022, due to technical challenges
- The key drivers of TA expenses in 2022 were like in 2021 (internships, staff costs and the WTO Chairs Programme) but new dynamics were in play – resumption of face-to-face activities and inflation of prices

A FRAMEWORK FOR RESULTS

Since adopting the Result-based management (RBM), TA plans outline the three result levels and their causal relationships through a Logical Framework Matrix or logframe. This matrix provides detailed performance indicators, baseline values, targets, evidence, and assumptions that guide the design and implementation of the TA Plan and help measure achievements (See Annex 1).

The logframe serves as the foundation to monitor and evaluate progress towards the expected results. It forms the backbone of TA annual reporting to Members, where performance is analysed, and achievements are identified. Monitoring is carried out by the programme managers, organizers, and trainers who focus on

activities' immediate outputs, and ultimately by the Monitoring & Evaluation section of the Secretariat according to the TA Monitoring & Evaluation plan.

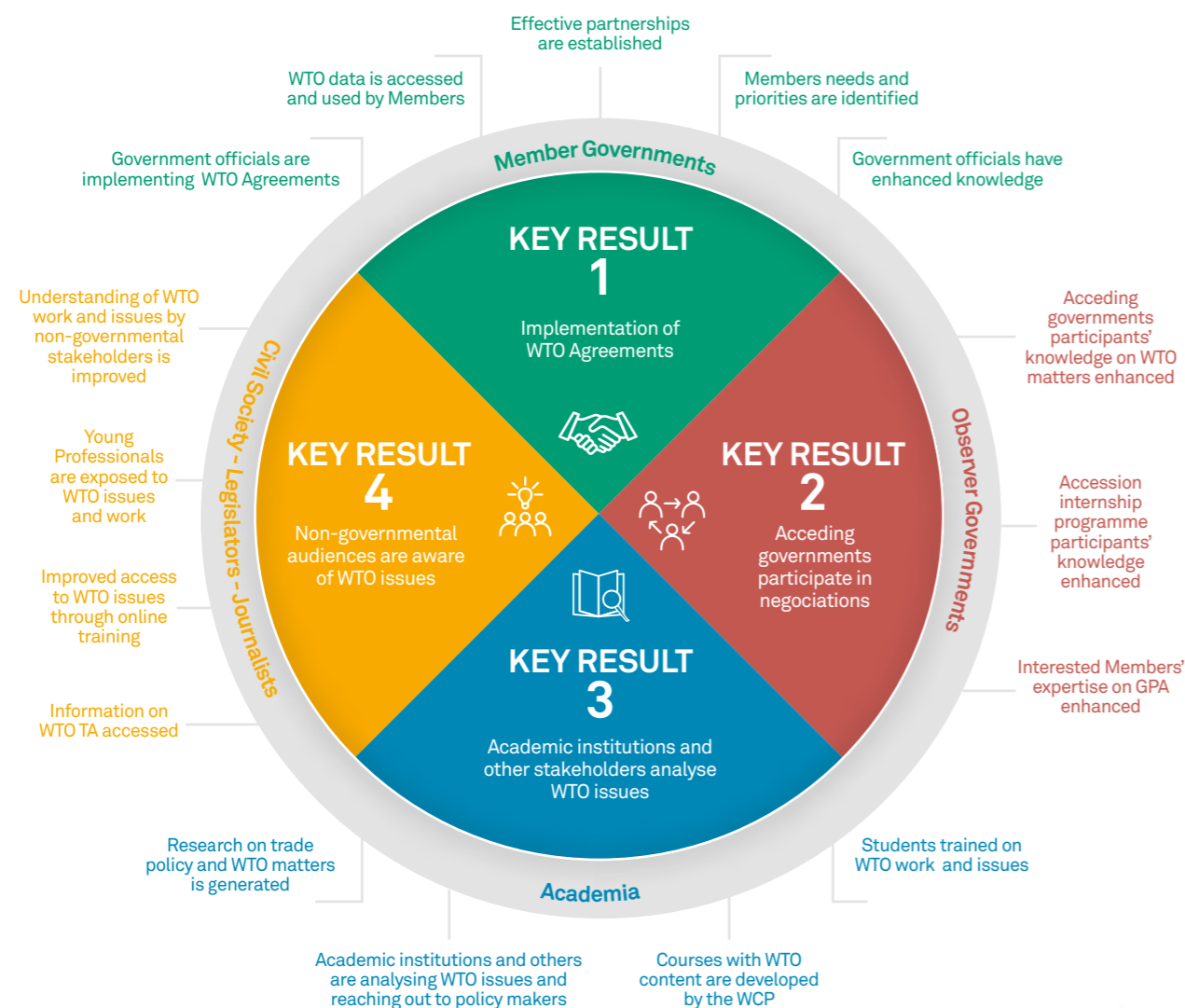
TA Monitoring & Evaluation Plan 2022 – 2023



Biennial Technical Assistance and Training Plan 2022 – 2023



Infographic 16. WTO TA Framework for impact



MEASURING RESULTS: A NEW START

Back-to-Office Reports (BTORs), the TA annual report, and evaluations of TA activities remain the primary sources of insight on the degree in which participants have acquired skills. As face-to-face courses resumed, on-site evaluations and impact assessments of the TA provided by the WTO to Members also resumed.

In line with the TA M&E plan, the Secretariat conducted 12 assessments of TA activities in 2022: on-site evaluations of four advanced and thematic activities held in Geneva, one global activity in Asia-Pacific, one regional

activity in the Middle East, and two national activities (Laos and Uruguay); three country assessments of the effects and impact of TA provided to Kuwait, Singapore and Uruguay; and an ex-post evaluation of the impact of WTO TA over the period 1995-2021 (see box below).

These evaluations identified several good practices and recommendations for improvement, which were disseminated within the Secretariat. Feedback from the country assessments also confirmed the relevance of the TA provided and identified some specific TA needs.

The TA management system: development stalled

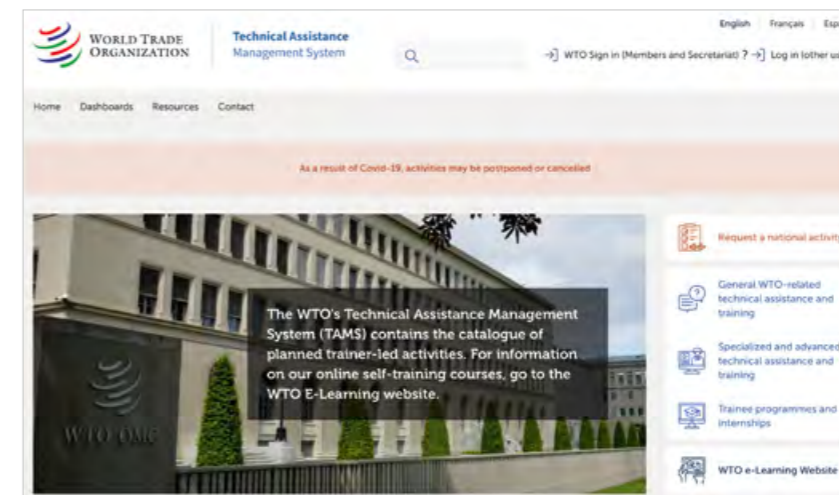
The WTO TA Management system, or TAMS, is the backbone of the Secretariat TA activities and the online tool that allows their effective monitoring and evaluation and, therefore, adherence to the RBM approach. Thanks to TAMS, the online availability of TA data has increased transparency and accountability, while making TA management more efficient. For instance, Back-to-Office Reports from trainers, a cornerstone of TA evaluation, can be fully managed through TAMS and this has streamlined the uptake of recommendations for improving training.

Since its introduction at the end of 2018, TAMS has been constantly evolving to include new functionalities and enhance its accessibility and user experience. For example, beneficiaries can now send their TA requests directly through TAMS. The ultimate objective was to offer a single TA portal through which beneficiaries could file their TA requests and their representatives could register to participate in any of the TA activities

organised by the WTO. In 2022, the development of TAMS stalled, as the consultant recruited in 2021 proved incapable of completing the work. No new functionalities could be introduced, and the system struggled to maintain existing ones. The development of the single TA portal had to be put on hold.

Nevertheless, the dashboards available in TAMS were enriched. Predefined graphs by mode of delivery, reach, subject, LDC participation, gender, and internships are now available for the period 2016-21 and dynamic data can be consulted for 2022 and the current year. Beneficiaries can also access detailed data on their own participants in TA activities since 2016 and on their national requests.

TA Management System



Measuring the impact of the WTO TA

Measuring the impact of WTO TA, the highest result level in the result-based management logical framework, is conceptually and methodologically complex, as many external factors influence the results. An external evaluation last conducted in 2016 could only measure lower-level results and infer their impact based on a large volume of anecdotal evidence, which made their conclusions not particularly strong from a methodological point of view.

For the first time, one of the WTO young professionals attempted to design a methodologically sound approach to quantitatively assess the impact of WTO TA over the 1995-2021 period and objectively measure the effects of TA on beneficiaries in the long-term. This would then guide TA design and implementation efforts to enhance such effects. The methodology relied on the generation of a WTO TA Analytical Database. The database merged eight datasets to create a country – year dataset of trade-related TA indicators that may be used to track and link TA consumption and expenditure, participation in WTO bodies, trade performance, and domestic economic performance. The evaluation employed scientific, yet intuitive methods to reach a wider comprehension of the WTO TA eco-system.

The evaluation executed over 1,650 granular difference-of-means tests on the effects of WTO TA and carried out ancillary trend and correlation analyses on TA consumption, participation in WTO bodies and economic and trade performance. The tests were carried out on three levels: TA effects on beneficiaries' participation in WTO bodies, participation in WTO body effects on trade performance, and TA effects on trade performance. At the fundamental level, the tests sought to understand whether TA beneficiaries that consume more TA also participate more in WTO bodies, whether such higher participation in WTO bodies is linked to higher trade performance, and whether beneficiaries that consume more TA have a higher trade performance.

The results of the tests varied by TA topic, delivery mode and the Progressive Learning Strategy level consumed on the one hand and the type of participation in WTO bodies on the other. Nonetheless, patterns emerged that suggested that consumption of advanced level activities and participation in WTO bodies through notifications significantly affected the WTO TA theory of change. Of the controlled tests conducted on the seven most consumed TA topics, beneficiaries' participation through notifications had the most significant results on TA effects on participation in WTO bodies. Participation in WTO bodies through notifications had the most significant effects on trade performance and advanced level TA activities had the most significant effects on trade performance relative to total TA consumption, in-person TA and e-Learning TA.

TA beneficiaries' trade was found not to be as resilient as non-beneficiaries trade and faced more structural constraints. While some TA beneficiaries have increased their exports and imports since founding/joining WTO, others have not. While the trade performance of some TA beneficiaries recovered from the 2008-9 financial crisis, others have not. Trend analysis also showed significant variations in TA consumption, economic performance, and participation in WTO bodies among TA beneficiaries.

Notwithstanding the political dimension of WTO TA, the analysis showed only a weak connection between the WTO TA and the current impact indicators in the TA logical framework. Therefore, the WTO should consider adjusting the impact indicators to what the current TA offering can achieve. Subjects such as SPS, which have used innovative pedagogical approaches based on coaching, action plans and follow-up over time, appear to have stronger effects on expected outcomes than others. These best practices should be replicated across topics/functions. This would also require strengthening admission capacities in advanced TA activities. TA beneficiaries need to clear outstanding notifications, which appears to improve their trade performance. Active participation from all stakeholders in the WTO TA system is required to further enhance its impact on TA beneficiaries.

TA EXPENDITURE

Spending bounced back as the pandemic ended

The Secretariat was able to resume the implementation of face-to-face TA activities in the second half of 2022, as the COVID-19 restrictions that had prevented them were progressively eliminated worldwide. It organised 60 in-person TA activities during the last six months of the year when only 3 such activities had taken place during the entire year 2021. After a long period of price stability, the year also saw a return of inflation in air ticket and hotel prices. TA-related expenses consequently increased by 50% compared to the previous year, and the Secretariat was again able to use the share of the Regular Budget dedicated to TA for its intended purpose.

Expense-wise, 2022 was a transition year between the pandemic during which TA expenditure concentrated on staff costs and long-term internship programmes, and a return to the pre-pandemic situation in which travel expenses represented the majority of TA costs. As shown in Figure 36, TA expenses in 2022 were still only 60% of their pre-pandemic average level. Approximately a third of the total was spent on travel costs in 2022, a quarter on long-term internships, a tenth on the WTO Chairs Programme, and the balance on staff costs.

Meanwhile, the voluntary contributions received during the year to finance TA reached a new historic low, amounting to 6.6 million CHF – the third consecutive such reduction. Unearmarked voluntary contributions (3.1 million CHF) were 20% lower during the year. Several traditional donors started to earmark their voluntary contributions, and only seven donors made unearmarked contributions in 2022. These are two other historic lows. Therefore, the share of unearmarked TA voluntary funds reached its lowest point in 2022, representing only a third of total TA resources for the first time since the beginning of the century (against an average of 50% in the previous decade). Total earmarked voluntary contributions increased for the sixth successive year, reaching 3.5 million CHF, and representing 44% of the TA funds available during the year.

Overall, TA expenses remained well below the total TA resources available during the year and the Secretariat was able to fully respond to the TA requested by beneficiaries. The unearmarked year end balance remained stable, marginally above the target amount for the following year (see Figure 37). This should guarantee full implementation of the TA Plan in 2023 at current inflation rates.

Figure 36. WTO TA expenses (2013-2022)

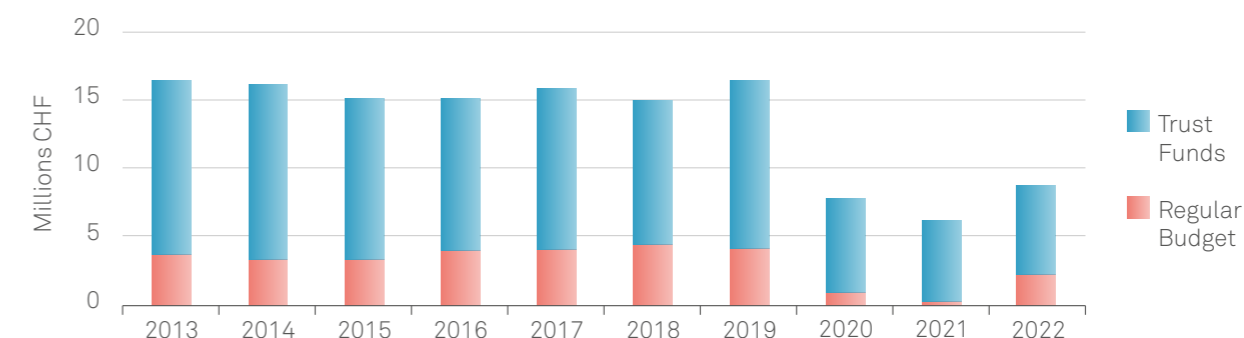


Figure 37. Unearmarked funds (2013-2022)

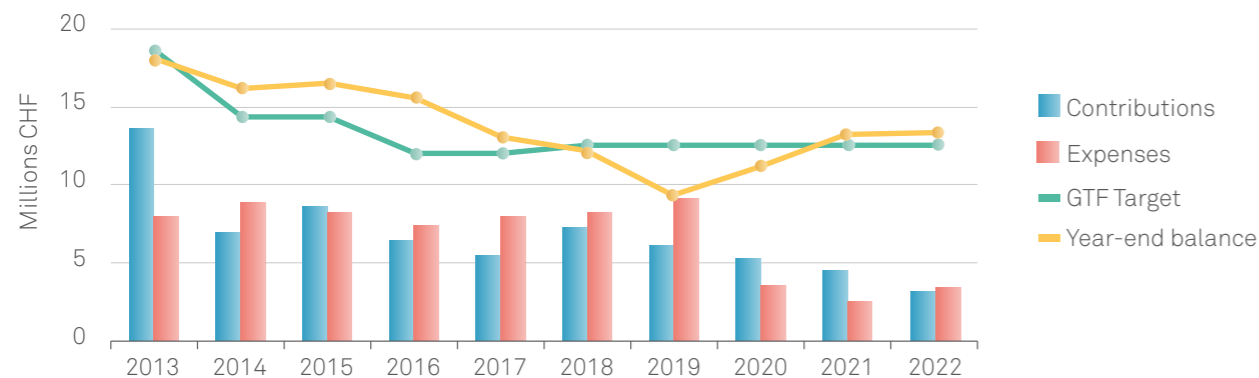


Figure 38. Technical Assistance Resources (2013-2022)

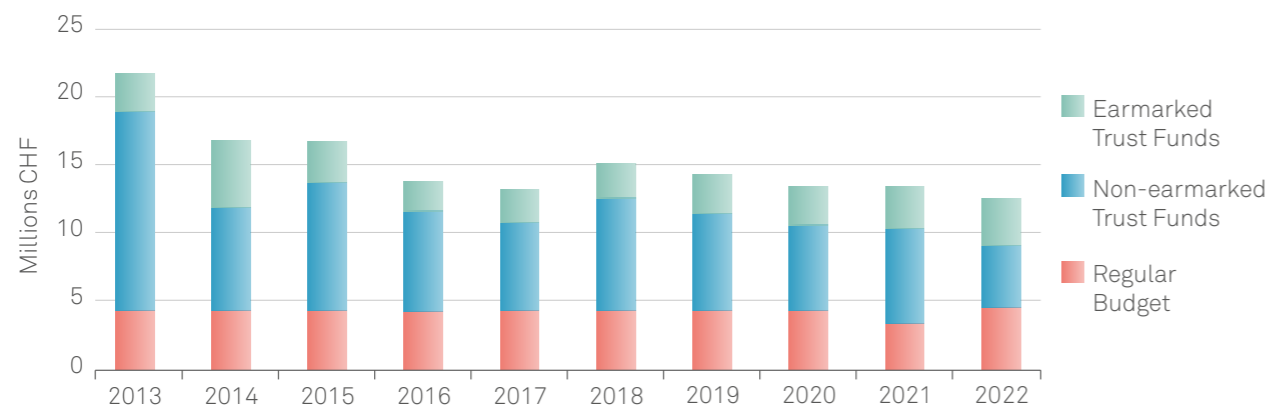


Figure 39. TA expenditure by Key Result (2022)

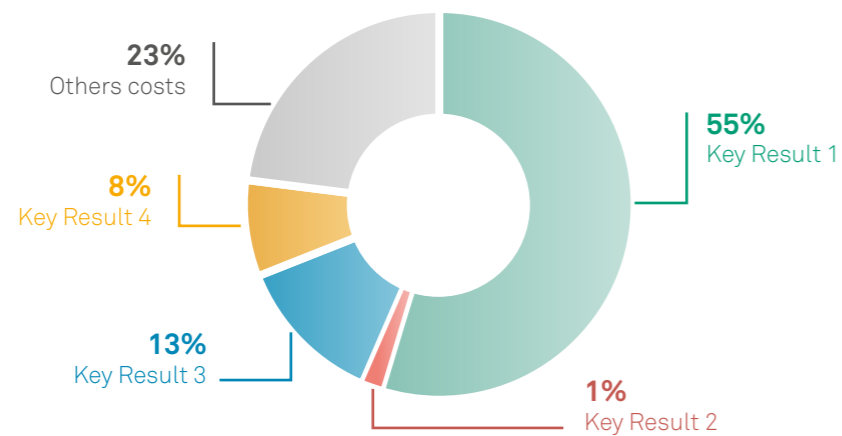
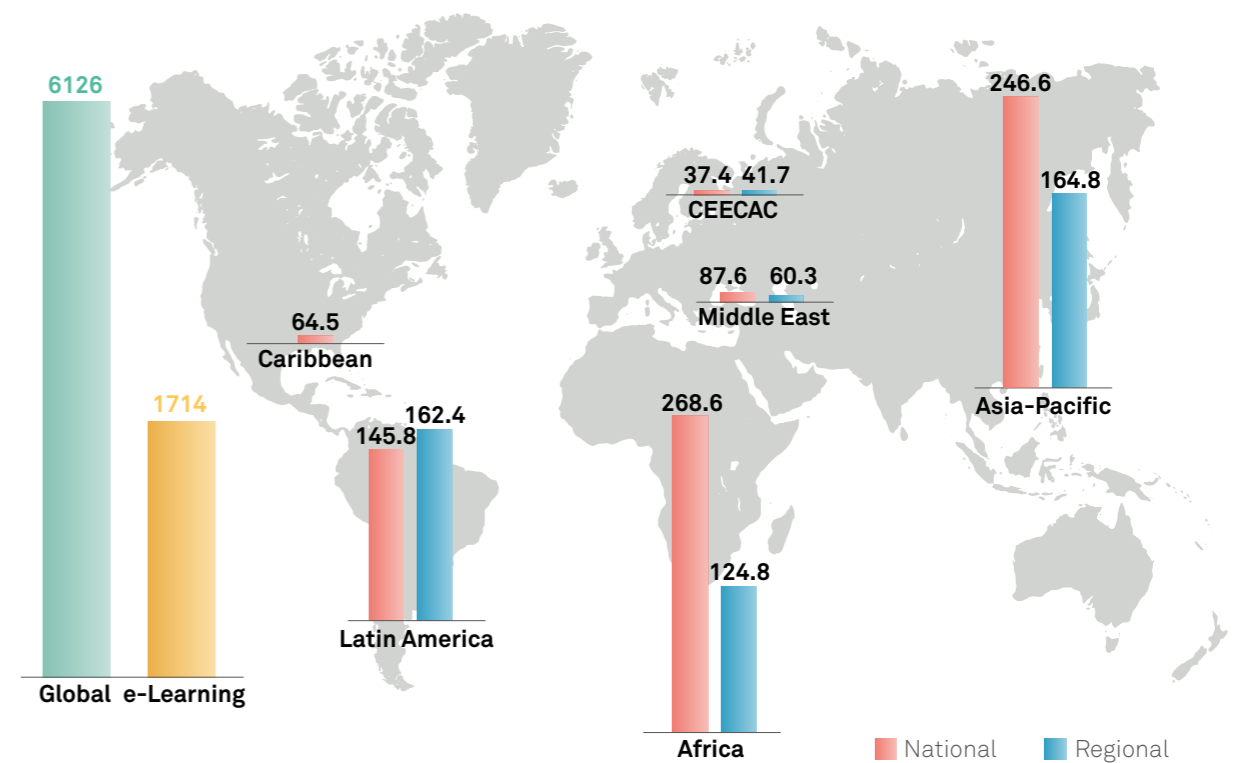


Figure 40. Activity expenses by Region (2022) (thousands of CHF)



Analysed by TA Key Results, Figure 39 shows that Key Result 1 carried the largest share of expenses with 55%. Long-term internships and Geneva-based courses represented each 45% of that total, and national activities the remaining 10%. Half of the resources initially allocated in the Regular Budget to this Key Result were spent, a consequence of the resumption of Geneva-based TA activities in the second part of the year. That rate was 84% in the earmarked trust funds (lower than in 2021 because of a lower intake of interns), since the long-term internships (French-Irish Missions Internship, Netherlands Trainee and Regional Coordinator Internship Programmes), were less affected by the pandemic as their long durations justified subjecting participants to the pandemic travel requirements. Only 6% in the unearmarked trust fund resources for that Key Result were used, because of the limited number of regional face-to-face TA activities which could be organised in 2022 in beneficiary Members and Observers.

Key Result 2 carried 1% of the TA expenses corresponding to the China LDCs and Accessions Programme (Accession Round Table and Accessions Internship Programme). The Regular and unearmarked

budgets under this Key Result were both not used, and only a quarter of the earmarked Trust Fund budget was expended. Key Result 3 carried 13% of the TA expenses, of which 86% went towards the WTO Chairs Programme financed by earmarked contributions. Key Result 4 carried 8% of the TA expenses, of which 89% went towards the Young Professionals Programme. In this regard, the unearmarked Trust Fund budget, financier of the programme, was expended at 45%. Other Expenses, such as staffing (L-Posts), implementation of the Results-Based Management and development of e-Learning courses, carried 24% of the TA budget, with staffing representing 96% of this expenditure. The Regular budget under this category was underspent by 81% while the unearmarked Trust Fund budget was overspent by 2%.

In summary, the 2022 TA budget was underspent by 61%, with the earmarked Trust Fund budget having been the most expended at 71% while the unearmarked Trust Funds and Regular Budget were expended at only 26% and 48%, respectively. Figure 40 shows the distribution of TA expenses by region.

Annexes

ANNEX 1. MAIN RESULTS MEASURED IN 2022

The information contained in the Measure and Assessment columns in this annex summarises the analysis of the results of TA performed by the Secretariat, based on the Logical Framework adopted by Members as part of the TA Plan for 2023-24. The statements included in the table do not present any background or explanation of the circumstances or reasons leading to the measured result. Therefore, they should be read in conjunction with the more comprehensive analysis provided in the rest of the report. The following codes have been used in the table:

- Target met: the target identified in the TA Plan logframe has been fully met or has been exceeded;
- Target partially met: the target identified in the TA Plan logframe has been missed by a small margin, as significant progress has been made towards its achievement;
- Target not met: the target identified in the TA Plan logframe has been largely missed and progress towards its achievement has been limited;
- Data not available: the data available to the Secretariat is incomplete, if not missing completely, or is not reliable or strong enough to support a conclusion one way or the other;
- Not applicable (N/A): The TA activities which should have been used to measure results did not take place, depriving the Secretariat of an assessment basis.



Expected Results	Indicators	Baseline	Targets	2022 Measure	2022 Assessment
Impact					
Developing and LDC Members are benefiting from their active participation in the WTO	Share of developing Members' total trade (imports and exports)	2018-20 average: 41.3%	> 40%	43.1% in 2021	Target met
Developing and LDC Members are benefiting from their active participation in the WTO	Share of LDC Members' total trade (import and exports)	2018-20 average: 1.1%	> 1.00%	1.15% in 2021	Target met

ANNEX 1 – MAIN RESULTS MEASURED IN 2022

ANNEX 1 – MAIN RESULTS MEASURED IN 2022

Expected Results	Indicators	Baseline	Targets	2022 Measure	2022 Assessment
Key Result 1 – Outcome					
1: Government officials are implementing WTO Agreements and fully realising Members' rights and obligations	Number of documents submitted by beneficiary developing Members to WTO Bodies	Annual average 2017-19: 611	Increase	510	Target not met
1: Government officials are implementing WTO Agreements and fully realising Members' rights and obligations	Number of documents submitted by beneficiary LDC Members to WTO Bodies	Annual average 2017-19: 99	Increase	78	Target not met
1: Government officials are implementing WTO Agreements and fully realising Members' rights and obligations	Number of outstanding notifications by TA beneficiary Members	26 per beneficiary Member on average in 2017-19	Decrease	26,33	Target not met
Key Result 1 – Output					
1.1: Government officials have enhanced knowledge about the WTO Agreements, formulation of trade policies and conduct of trade negotiations	Number of participants completing PLS level 1	Annual average 2017-19: 3,608	Stability	e-Learning: 593 Face-to-face & virtual: 1,573 Total: 2,166	Target not met
1.1: Government officials have enhanced knowledge about the WTO Agreements, formulation of trade policies and conduct of trade negotiations	Number of participants completing PLS level 2	Annual average 2017-19: 11,746	Stability	e-Learning: 1,767 Face-to-face & virtual: 6,991 Total: 8,758	Target not met
1.1: Government officials have enhanced knowledge about the WTO Agreements, formulation of trade policies and conduct of trade negotiations	Number of participants completing PLS level 3	Annual average 2017-19: 1,833	Increase	Face-to-face & virtual: 1,620	Target not met
1.1: Government officials have enhanced knowledge about the WTO Agreements, formulation of trade policies and conduct of trade negotiations	Number of national activities requested	2017-19 average: 145	Increase	80	Target not met
1.1: Government officials have enhanced knowledge about the WTO Agreements, formulation of trade policies and conduct of trade negotiations	Number of beneficiary Members and Observers participating in TA courses	2017-19 average: 163	Stability	156	Target partially met
1.1: Government officials have enhanced knowledge about the WTO Agreements, formulation of trade policies and conduct of trade negotiations	Number of beneficiary LDCs participating in TA courses	2017-19 average: 43	Stability	42	Target partially met
1.1: Government officials have enhanced knowledge about the WTO Agreements, formulation of trade policies and conduct of trade negotiations	Interactive training methods' share of time in each activity (exercises, case studies, simulations, Q&A, participation in Committee meetings, etc.)	2017-19 average: - 42% lectures - 58% interactive methods	Increase share of interactive training methods to an average of at least 60%	Lectures: 36% Interactive methods: 64%	Target met
1.1: Government officials have enhanced knowledge about the WTO Agreements, formulation of trade policies and conduct of trade negotiations	Success rate in 8-week RTPCs	2017-19 average: 96%	Stability	96%	Target met
1.1: Government officials have enhanced knowledge about the WTO Agreements, formulation of trade policies and conduct of trade negotiations	Success rate in 8-week ATPCs	No baseline	Stability	98%	N/A
1.1: Government officials have enhanced knowledge about the WTO Agreements, formulation of trade policies and conduct of trade negotiations	Distinction rate in 8-week RTPCs	2017-19 average: 37%	Stability	13%	Target not met
1.1: Government officials have enhanced knowledge about the WTO Agreements, formulation of trade policies and conduct of trade negotiations	Distinction rate in 8-week ATPCs	No baseline	Stability	28%	N/A
1.1: Government officials have enhanced knowledge about the WTO Agreements, formulation of trade policies and conduct of trade negotiations	Percentage of participants rating the overall content and results in RTPCs with the two top marks	2017-19 average: 98%	Stability	96%	Target partially met

ANNEX 1 – MAIN RESULTS MEASURED IN 2022

ANNEX 1 – MAIN RESULTS MEASURED IN 2022

Expected Results	Indicators	Baseline	Targets	2022 Measure	2022 Assessment
Key Result 1 – Output					
1.1: Government officials have enhanced knowledge about the WTO Agreements, formulation of trade policies and conduct of trade negotiations	Percentage of participants rating the overall content and results in ATPCs with the two top marks	2017-19 average: 93%	Stability	96%	Target met
1.1: Government officials have enhanced knowledge about the WTO Agreements, formulation of trade policies and conduct of trade negotiations	Percentage of participants rating the overall content and results in advanced thematic courses with the two top marks	2017-19 average: 96%	Stability	86%	Target partially met
1.1: Government officials have enhanced knowledge about the WTO Agreements, formulation of trade policies and conduct of trade negotiations	Number of participants trained in advanced trade negotiating skills	2017-19 average: 238	Stability	70	Target not met
1.1: Government officials have enhanced knowledge about the WTO Agreements, formulation of trade policies and conduct of trade negotiations	Number of advanced thematic courses using pre-diagnostics, coaching, leadership, action plans or follow-ups	2019: 5	Stability	4	Target partially met
1.1: Government officials have enhanced knowledge about the WTO Agreements, formulation of trade policies and conduct of trade negotiations	Number of interns in NTP	2017-19 average: 14	Stability	12	Target partially met
1.1: Government officials have enhanced knowledge about the WTO Agreements, formulation of trade policies and conduct of trade negotiations	Number of interns in FIMIP	2017-19 average: 17	Increase	19	Target met
1.1: Government officials have enhanced knowledge about the WTO Agreements, formulation of trade policies and conduct of trade negotiations	Number of interns in RCI	2017-19 average: 6	Stability	5	Target partially met
1.1: Government officials have enhanced knowledge about the WTO Agreements, formulation of trade policies and conduct of trade negotiations	Final evaluation rate of each FIMIP intern	100% at least fully satisfactory in 2017-19	Stability	Exceeded expectations: 11 Fully satisfactory: 8	Target met
1.1: Government officials have enhanced knowledge about the WTO Agreements, formulation of trade policies and conduct of trade negotiations	Final evaluation rate of each NTP intern	100% at least fully satisfactory in 2017-19	Stability	Exceeded expectations: 3 Fully satisfactory: 9	Target met
1.1: Government officials have enhanced knowledge about the WTO Agreements, formulation of trade policies and conduct of trade negotiations	Final evaluation rate of each RCI intern	100% at least fully satisfactory in 2017-19	Stability	Exceeded expectations: 2 Fully satisfactory: 2	Target met
1.1: Government officials have enhanced knowledge about the WTO Agreements, formulation of trade policies and conduct of trade negotiations	New, revised or translated online courses released during the year	2017-19 average: 10	Stability	8	Target partially met
1.1: Government officials have enhanced knowledge about the WTO Agreements, formulation of trade policies and conduct of trade negotiations	Percentage of online courses in SCORM format	62% in 2019	Increase to 100% by end of biennium	81%	Target partially met
1.1: Government officials have enhanced knowledge about the WTO Agreements, formulation of trade policies and conduct of trade negotiations	Percentage of participants rating the quality of the online courses content with the two top marks	2017-19 average: 94%	Stability	93%	Target met
1.1: Government officials have enhanced knowledge about the WTO Agreements, formulation of trade policies and conduct of trade negotiations	Percentage of participants rating the effectiveness of the e-Learning website with the two top marks	2017-19 average: 94%	Stability	87%	Target partially met
1.1: Government officials have enhanced knowledge about the WTO Agreements, formulation of trade policies and conduct of trade negotiations	e-Learning success rate	2017-19 average: 68%	Stability	47%	Target not met

ANNEX 1 – MAIN RESULTS MEASURED IN 2022

ANNEX 1 – MAIN RESULTS MEASURED IN 2022

Expected Results	Indicators	Baseline	Targets	2022 Measure	2022 Assessment
Key Result 1 – Output					
1.1: Government officials have enhanced knowledge about the WTO Agreements, formulation of trade policies and conduct of trade negotiations	e-Learning drop-out rate	2017-19 average: 24%	Stability	49%	Target not met
1.1: Government officials have enhanced knowledge about the WTO Agreements, formulation of trade policies and conduct of trade negotiations	e-Learning distinction rate	2017-19 average: 53%	Stability	54%	Target met
1.2: Effective partnerships established	Proportion of activities with the involvement of a partner	2016-18 average: 54%	Stability	62%	Target met
1.2: Effective partnerships established	Proportion of partners' contribution to the TA activities	2017-19 average: 47% low contributions	Decrease proportion of low contributions	47%	Target partially met
1.3: Members' needs and priorities identified periodically	Number of responses to TA questionnaires	2017-19 average: 76	Stability	No TA questionnaire sent in 2022	N/A
1.3: Members' needs and priorities identified periodically	Number of TPR Follow-ups	2017-19 average: 8	Stability	1	Target not met
1.4: WTO data and databases accessed by Members	Visits by Members' logging in to the WTO website	60,427 in 2019	Increase	133,600	Target met
1.4: WTO data and databases accessed by Members	Number of TA activities including training on WTO databases as one of their objectives	2017-19 average: 60	Increase	36 activities	Target not met
Key Result 2 – Outcome					
2: Acceding governments are participating in accession negotiations	Number of formal or informal Working Party meetings held for acceding beneficiary governments	2017-19 average: 6	Stability	Formal meetings: 4 Informal meetings: 1	Target partially met
Key Result 2 – Output					
2.1: Acceding governments participants' knowledge on WTO substantive and procedural matters enhanced	Number of participants from acceding governments attending TA activities focused on accessions	2017-19 average: 1,179	Stability	Face-to-face & virtual: 300 e-Learning: 362	Target not met
2.2: Accession Internship programme participants' knowledge enhanced	Final evaluation rate of each AIP intern	100% at least fully satisfactory	Stability	Exceeded expectations: 1 Fully satisfactory: 0 Not satisfactory: 1	Target not met
2.3: Interested Members' expertise on GPA rules, accession negotiations enhanced	Average no. of relevant accession-related documents circulated per TA-eligible GPA acceding Member	2017-19 average: 5.2	Stability	26 documents for 7 active accession 3.71 doc / accession	Target partially met
2.3: Interested Members' expertise on GPA rules, accession negotiations enhanced	Average no. of interventions made by TA-eligible GPA-acceding Parties during meetings of the CGP	2018-20 average: 2.9	Stability	No CGP Meeting	Target not met
2.3: Interested Members' expertise on GPA rules, accession negotiations enhanced	Average no. of bilateral meetings of TA-eligible GPA-acceding Parties with Chair of the CGP	2018-20 average: 1.29	Stability	No CGP Chair	Target not met

ANNEX 1 – MAIN RESULTS MEASURED IN 2022

ANNEX 1 – MAIN RESULTS MEASURED IN 2022

Expected Results	Indicators	Baseline	Targets	2022 Measure	2022 Assessment
Key Result 3 – Outcome					
3: Academic institutions and other stakeholders are analysing WTO issues and reaching out to policy makers	Diversity of WTO related topics covered by activities	2019-21 average: Semantic similarity: 0.64 Normalised entropy: 0.90	Stability	Semantic similarity: 0.59 (positive evolution) Normalised entropy: 0.91 (positive evolution)	Target met
Key Result 3 – Output					
3.1: Research on trade policy and WTO-related matters generated by the WCP	Number of publications	2020-21 average: 119	Stability in 2022 Increase in 2023	275	Target met
3.1: Research on trade policy and WTO-related matters generated by the WCP	Assessment of the quality of the key research output per Chair per year by the Advisory Board	N/A	Positive evaluation	Positive evaluation: 7 Minor improvements: 5 Significant improvements: 3 N/A: 1	Target met
3.2: Courses with WTO content developed by the WCP Chairs	Number of students completing a WTO-related courses	2020-21 average: 1,938	Stability in 2022 Increase in 2023	3,891	Target met
3.2: Courses with WTO content developed by the WCP Chairs	Number of new or updated WTO-related courses	2020-21 average: 7.5	Stability in 2022 Increase in 2023	68	Target met
3.3: WTO Chairs' research disseminated to policy makers and other stakeholders	Number of outreach events per year	2020-21 average: 44.5	Stability in 2022 Increase in 2023	168	Target met
3.3: WTO Chairs' research disseminated to policy makers and other stakeholders	Advice provided to governmental policy makers and other stakeholders	2020-21 average: 77	Stability in 2022 Increase in 2023	175	Target met
3.4: Students trained on WTO work and issues	Number of students participating in competitions supported by the WTO	2020-21 average: 344	Stability	344	Target met
3.4: Students trained on WTO work and issues	Number of PhD students supervised graduating with a PhD	Students supervised graduate with a PhD each year: 5	Stability	5 students graduated with a PhD	Target met
Key Result 4 – Outcome					
4: Non-governmental stakeholders and legislators are aware of and knowledgeable about WTO work and issues	Diversity of WTO related topics covered by statements, reports, and papers produced by this group of stakeholders	26 reports in 2017	Stability	Data not available	Data not available
Key Result 4 – Output					
4.1: Understanding of WTO work and issues by non-governmental stakeholders and legislators improved	Number of seminars, workshops conducted	2017-19 average: 7	Stability	5	Target partially met
4.1: Understanding of WTO work and issues by non-governmental stakeholders improved	Number of key non-governmental stakeholders and legislators reached during the year	2017-19 average: 355 legislators 73 journalists 28 civil society	Stability	Legislators: 426 Journalists: 16 Civil Society: 0 Private Sector: 63	Target partially met
4.2: Improved access to WTO issues through eLearning training material for self-study	Number of training material consulted	2017-19 average: 3,336	Stability	2,964	Target partially met
4.3 Information on WTO trade-related TA accessed	Number of views of the web pages on technical assistance including news items on this subject	2017: 62,963	Stability	210,199	Target met
4.4: Young professionals are exposed to WTO work and issues	Number of Young Professionals selected annually by the WTO	2018-19 average: 15	Stability	13	Target partially met
4.4: Young professionals are exposed to WTO work and issues	Final evaluation rate of each intern's performance by their supervisor	100% at least fully satisfactory in 2019-20	Stability	15 fully satisfactory	Target met

ANNEX 2. ACTIVITY MATRIX

Key Result 1 – Government officials are implementing WTO Agreements and fully realising Members' rights and obligations (thousands CHF)

Level	Path	Language(s)	Title	Target Region	Regular Budget		GTF ¹		Other TFs ²		Total	
					Budget 2022	Expenses 2022	Budget 2022	Expenses 2022	Budget 2022	Expenses 2022	Budget 2022	Expenses 2022
Level 1	Generalist	E/F/S	Geneva-based courses for LDCs - introduction and focus activities - Geneva weeks	Global	441	193	-	-	-	-	441	193
Level 3	Generalist	E/F/S	Applied Advanced Trade Policy Courses	Global	1,625	869	-	-	-	-	1,625	869
Level 2	Generalist	E/F/S	Intermediate level activities for: Africa; Middle East; Asia and Pacific Economies; Caribbean; Central and Eastern Europe, Central Asia and Caucasus; Latin America	All regions	-	-	3 172	5	-	-	3,172	5
Level 2/3	Specialist	E/F/S	Geneva-based Advanced Thematic Courses and topic specific symposia for Capital-based officials	Global	1,866	828	950	39	-	-	2,816	867
Level 3	Specialist	E/F/S	Advisory role on legal issues (Art. 27.2 of DSU)		60	14	-	-	-	-	60	14
Level 2	Generalist	E/F/S	Regional and/or sub-regional general capacity-building activities	All regions	-	-	370	-	-	-	370	-
Level 2/3	Generalist / Specialist	E/F/S	National seminars and workshops, including assistance for needs assessment and monitoring and evaluation	All regions	680	398	40	-	-	-	720	398
Level 2	Specialist	E/F/S	Regional and sub-regional topic-specific seminars	All regions	-	-	3,000	301	-	-	3,000	301
		E/F/S	China's LDCs and Accessions Programme: Participation of LDCs' in selected WTO meetings; LDCs TPR follow-up workshops; and, South-South Dialogue	All regions	-	-	-	-	95	39	95	39
Level 3	Generalist	E/F/S	Internships in the framework of the Netherlands Trainee Programme (NTP)	Global	-	-	-	-	774	642	774	642
Level 3	Generalist	E/F/S	Regional Coordinator Internships Programme (RCI)	Global	-	-	210	111	-	-	210	111
Level 3	Generalist	E/F/S	French-Irish Missions Internship Programme (FIMIP)	Global	-	-	-	-	1,061	933	1,061	933
Level 1	Generalist	E/F/S	Online courses: introduction level	Capital-based officials	x	-	-	-	-	-	-	-
Level 2	Generalist / Specialist	E/F/S	Online courses: intermediate level (Generalists and Specialists)		x	-	-	-	-	-	-	-
	Generalist / Specialist	English	Online course: tailored course - Create your own eLearning Courses		x	-	-	-	-	-	-	-
Sub-total					4,672	2,303	7,742	456	1,930	1,614	14,344	4,373
Overheads @13%					-	-	1,006	59	251	210	1,257	269
Total					4,672	2,303	8,748	516	2,181	1,824	15,601	4,643

ANNEX 2 – ACTIVITY MATRIX

ANNEX 2 – ACTIVITY MATRIX

Key Result 2 – Acceding governments are participating in accession negotiations (thousands CHF)

Level	Path	Language(s)	Title	Target Region	Regular Budget		GTF ¹		Other TFs ²		Total	
					Budget 2022	Expenses 2022	Budget 2022	Expenses 2022	Budget 2022	Expenses 2022	Budget 2022	Expenses 2022
Level 2/3	Generalist/ Specialist	E/F/S	National Seminars, courses and workshops on Accessions	All regions	50	-	313	-	-	-	363	-
		E	China's LDCs and Accessions Programme: WTO Accession Round Table meetings	Global	0	-	-	-	230	21	230	21
Level 1	Generalist	E/F/S	China's LDCs and Accessions Programme: WTO Accessions Internship Programme (AIP)	Global	-	-	-	-	100	64	100	64
Level 2	Generalist	E/F/S	Online course: Accession to the WTO	Global	x	-	-	-	-	-	-	-
Sub-total					50	-	313	-	330	85	693	85
Overheads @13%					-	-	41	-	43	11	84	11
Total					50	-	354	-	373	96	777	96

Key Result 3 – Academic institutions and other stakeholders are analysing WTO issues and reaching out to policy makers (thousands CHF)

Level	Path	Language(s)	Title	Target Region	Regular Budget		GTF ¹		Other TFs ²		Total	
					Budget 2022	Expenses 2022	Budget 2022	Expenses 2022	Budget 2022	Expenses 2022	Budget 2022	Expenses 2022
	Generalist	E/F/S	WTO Chairs programme	All regions	-	-	1,300	813	-	-	1,300	813
		E/F/S	WTO Support programme for doctoral students		-	-	65	46	-	-	65	46
		E/F/S	Donation of WTO publications to Academic Institutions and other academic activities		1	1	Refer to outcome 1	87	-	-	1	88
Sub-total					1	1	1,365	945	-	-	1,366	947
Overheads @13%					-	-	177	123	-	-	177	123
Total					1	1	1,542	1,068	-	-	1,543	1,070

Key Result 4 – Non-governmental stakeholders are aware of and knowledgeable about WTO work and issues (thousands CHF)

Level	Path	Language(s)	Title	Target Region	Regular Budget		GTF ¹		Other TFs ²		Total	
					Budget 2022	Expenses 2022	Budget 2022	Expenses 2022	Budget 2022	Expenses 2022	Budget 2022	Expenses 2022
		E/F/S	Outreach for legislators, journalists, civil society and businesses	All regions	-	-	605	66	-	-	605	66
	Specialist	E/F/S	WTO Young Professionals' programme (YPP)		-	-	657	508	-	-	657	508
		E/F/S	Online training material for self-study	All regions	-	-	-	-	-	-	-	-
Sub-total					-	-	1,262	573	-	-	1,262	573
Overheads @13%					-	-	164	75	-	-	164	75
Total					-	-	1,426	648	-	-	1,426	648

Other costs – Programme staff and Monitoring & Evaluation (thousands CHF)

Other Costs	Title	Target Region	Regular Budget		GTF ¹		Other TFs ²		Total	
			Budget 2022	Expenses 2022	Budget 2022	Expenses 2022	Budget 2022	Expenses 2022	Budget 2022	Expenses 2022
	L-Posts (Commitments till 31 December 2021 included)		0	-	1,700	1,696	-	-	1,700	1,696
	Implementation of RBM and development of eLearning courses		125	24	-	-	-	-	125	24
	Transfer Balance from TDA 21				-	45.12	-	-	-	45
	Sub-total		125	24	1,700	1,741	-	-	1,825	1,766
	Overheads @13%		-	-	221	226	-	-	221	226
	Total		125	24	1,921	1,968	-	-	2,046	1,992

Summary Grand Total (thousands CHF)

Summary Grand Total	Title	Target Region	Regular Budget		GTF ¹		Other TFs ²		Total	
			Budget 2022	Expenses 2022	Budget 2022	Expenses 2022	Budget 2022	Expenses 2022	Budget 2022	Expenses 2022
	Sub-total		4,848	2,329	12,382	3,717	2,260	1,699	19,490	7,744
	Overheads @13%		-	-	1,610	483	294	221	1,903	704
	Total		4,848	2,329	13,992	4,200	2,554	1,919	21,393	8,448

1 The Global Trust Fund (GTF) includes unearmarked funds and funds earmarked to finance the WTO Chairs Programme (WCP)

2 Other trust funds include those financing the French-Irish Mission Internship Programme (FIMIP), Netherlands Trainee Programme (NTP) and China LDC & Accession Programme, which are under the sole authority of the WTO and which it can use to finance its TA activities. The Standards and Trade Development Facility (STDF), the Enhanced Integrated Framework (EIF) and Trade Facilitation Agreement Facility (TFAF) trust funds are consequently excluded. These trust funds have their own governance and reporting mechanisms

Acknowledging donors

Donor funding is essential to continue providing technical assistance to TA beneficiaries. The technical assistance activities are funded by the WTO regular budget and by WTO members' voluntary contributions to the Global Trust Fund or other trust funds. 2022 recorded the lowest level of voluntary contributions in over 20 years, as several donors held back pending the resumption of regular TA expenditure.



Financing of Trade-Related
Technical Assistance (TRTA)



The voluntary contributions in 2022 shrank to a historic low, amounting to 6.6 million CHF. Meanwhile, even if TA expenses bounced back to 50% in 2022 due to the resumption of in-person training, they remained well below the total TA resources available.

Report designed by Graphic and Event Design,
Print and Distribution Section.
Printed by the WTO Secretariat.

Image credits: © WTO

© World Trade Organization 2023

Enhancing Understanding and Knowledge of the Multilateral Trading System

This report was prepared on behalf of the WTO Secretariat by the Institute for Training and Technical Cooperation (ITTC), the division managing, coordinating, and evaluating the organization and delivery of WTO technical assistance (TA) activities. It benefitted from the input provided by all divisions involved in the implementation of the TA programme. As a tool to assess WTO TA performance and communicate on its achievements, the report identifies a variety of concrete results produced, and which could be measured during the year. It highlights how the WTO responds to the evolving needs of its developing and least developed Members and Observers through a constant adaptation of its offer for an ever-greater relevance and quality. Throughout the report are testimonials recounting the perspectives and experiences of those by and for whom WTO TA makes a difference.



Institute for Training and Technical Cooperation World Trade Organization

Centre William Rappard,
Rue de Lausanne 154
CH-1211 Geneva 2
Switzerland
Tel. +41 (0)22 739 51 11
Email: TAMS@wto.org
Website: <https://www.wto.org>

Find out more

